



Citizens Bond Oversight Committee
Quarterly Report
November 8, 2021

Santa Ana Unified School District
1601 E. Chestnut Avenue, Santa Ana, CA 92701
(714) 558-5501 www.sausd.us



Intentionally left blank



Measure I Overview

On November 6, 2018, the voters of the Santa Ana Unified School District approved Measure I, authorizing General Obligation Bonds (the “Bonds”) with a 70.65% approval rate. Measure I generates \$232 million over the next 10-15 years to improve and build new classrooms and support facilities in the District.

The Facilities Master Plan adopted by the District’s Board of Education in 2018 will serve as the guide to plan projects funded by Measure I. School needs are based on overall condition, educational program requirements, capacity, and available State funding. The Bonds will be used to modernize classrooms and buildings with accessibility improvements and safety upgrades, as well as to repair and upgrade aging school infrastructure, replace portable classrooms with permanent facilities, and keep schools ahead of the demands of 21st Century learning environments.

Committee Members


Victor Vasquez – Chair
Denise Lynn Reynoso – Vice Chair
Elaine Beverly Hoffmann – Member
Lucinda Solorzano – Member
Valery Vasquez – Member
Bulmaro Vicente – Member
Vacant - Member



Four Pillars

The Facilities Master Plan was guided by a “Four Pillars” concept to meet the needs of aging schools so that our community keeps pace with rising academic standards and opportunities to compete in the 21st Century.

Projects identified by the Facilities Master Plan generally correspond to one or more of the priorities described below.



Modernization:

The State Modernization Program provides State funds on a 60/40 State and local share basis for improvements that educationally and functionally enhance existing school facilities. Projects eligible under this program include Americans with Disability Act improvements, modifications such as air conditioning, plumbing, lighting, electrical systems, and interior finishes. Bond funds will be used to leverage State dollars and improve age-eligible schools.

Portable to Permanent (P2P):

The replacement of antiquated portables with state-of-the-art classroom learning environments help save on maintenance and energy costs and recapture open space for student play and community use. Combining State Overcrowded Relief Grant (ORG) fund savings and bond funds allow for projects including, but not limited to:

- ❖ Carver Elementary P2P
- ❖ Muir Elementary P2P
- ❖ Jefferson Elementary P2P



Infrastructure:

The replacement or improvement of antiquated building systems such as HVAC, plumbing, electrical, fire alarms, and other critical functions help reduce the District’s maintenance burden and thus sustain the District’s General Fund for educational programs. A focus of bond funds will be:

- ❖ Enhancing student and staff safety and security
- ❖ Improving services to clients (students, faculty, and staff)
- ❖ Reducing interruptions to education delivery

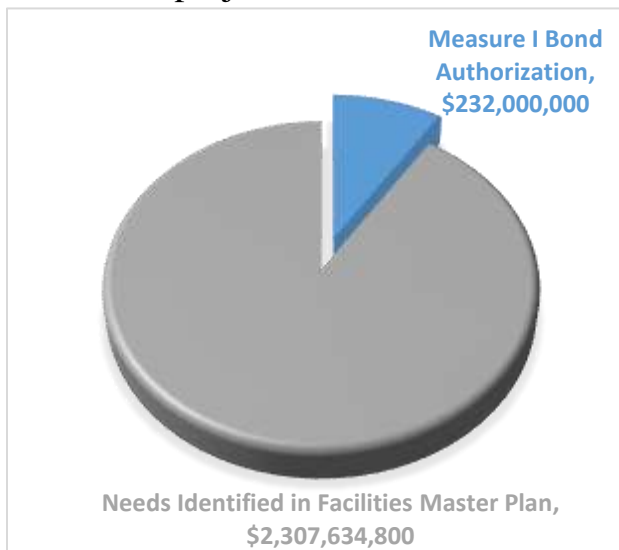
Campus Equity:

Our schools were built over many generations, all with a variety of features and functions that vary by location. Funds will be used to provide facilities, which serve all of our District community and correct inequities between campuses to keep them on par with peer schools. Goals include:

- ❖ Safe, effective, and well-maintained learning environments
- ❖ Facilities that maintain and attract enrollment and which support and enhance academic achievement
- ❖ Opportunities for parent involvement and community services

Available Funding

Measure I represents approximately 10% of the District’s identified need. Within the \$232 million authorized by Measure I, about 25%, or \$59.5 million, is available for current projects.





Intentionally left blank



Santa Ana High School

520 W. Walnut St. Santa Ana, CA 92701

New Library and CTE Digital Media Arts Lab

Project Description

The District's goal for moving forward with this project was to provide an exemplary Career Technical Education (CTE) environment. The project began on September 24, 2018, and was completed on September 1, 2019. The Digital Media Arts Lab and library are now being used by students and staff.

Architect:	Baker Nowicki Design Studio
DSA Status:	Approved
Project Status:	Complete
Measure I Budget:	\$2,167,754
Total Budget:	\$5,273,368

Status Summary


The Santa Ana High School New Library and CTE Digital Media Arts Lab project is complete with DSA closeout.



Santa Ana High School

520 W. Walnut St. Santa Ana, CA 92701

New Library and CTE Digital Media Arts Lab





Santa Ana High School

520 W. Walnut St. Santa Ana, CA 92701

New Library and CTE Digital Media Arts Lab

Summary Status

Description	Budgeted	Committed	Expended
Site Cost	-	-	-
Soft Cost	675,865	675,865	675,865
Hard Cost	4,597,503	4,597,503	4,597,503
Contingency	-	-	-
Total	5,273,368	5,273,368	5,273,368
Budgeted Hard Cost 87%			

Budget Status

Initial Amount	5,273,368
Pending Changes	-
Total	5,273,368
Budgeted Contingency 0%	

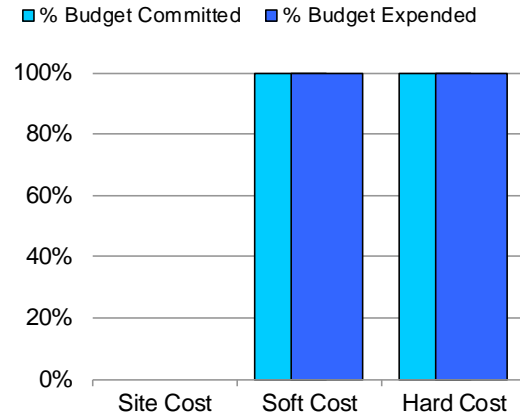
Committed Status

Initial Contracted AMT	5,287,852
Contract Changes	(14,484) 0%
Total	5,273,368
Budget Committed 100%	

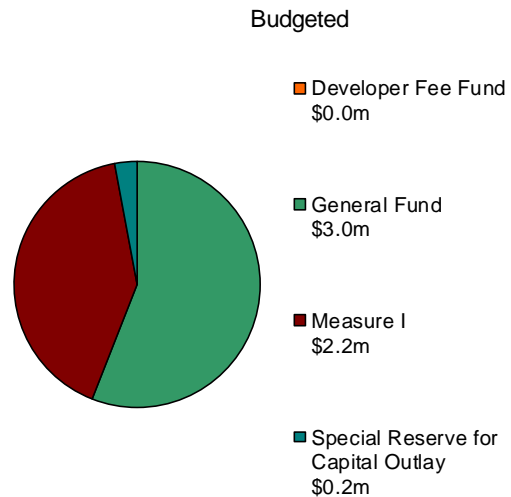
Expenditure Status

Paid	5,273,368
Total	5,273,368
Budget Expended 100%	

Progress



Funding Sources





Carver Elementary School

1401 W. Santa Ana Blvd. Santa Ana, CA 92703

Portable to Permanent (P2P)

Project Description

The Carver P2P project consists of a new 2-story classroom building with 8 classrooms. The project also provides expanded play areas, an artificial turf playfield, new play structures, and additional parking.

Architect:	Morrissey Associates, Inc.
Construction Manager:	Tilden-Coil Constructors, Inc.
DSA Status:	Approved
Project Status:	Complete
Measure I Budget:	\$24,543
Total Budget:	\$11,040,318

Status Summary

The Carver P2P project is complete with DSA closeout.



Carver Elementary School

1401 W. Santa Ana Blvd. Santa Ana, CA 92703

Portable to Permanent (P2P)





Carver Elementary School

1401 W. Santa Ana Blvd. Santa Ana, CA 92703

Portable to Permanent (P2P)

Summary Status

Description	Budgeted	Committed	Expended
Site Cost	18,259	18,259	18,259
Soft Cost	2,209,537	2,209,537	2,209,537
Hard Cost	8,812,521	8,812,521	8,812,521
Contingency	-	-	-
Total	11,040,318	11,040,318	11,040,318
Budgeted Hard Cost 80%			

Budget Status

Initial Amount	11,040,318
Pending Changes	-
Total	11,040,318
Budgeted Contingency 0%	

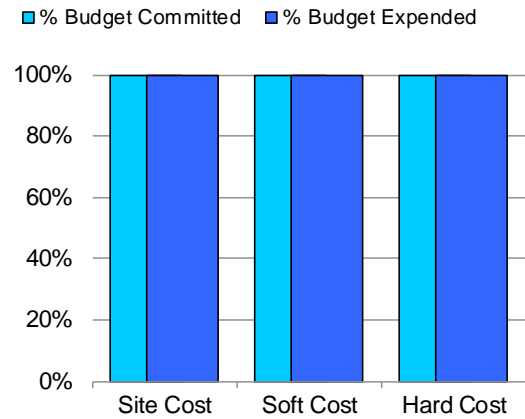
Committed Status

Initial Contracted AMT	10,903,450
Contract Changes	136,868 1%
Total	11,040,318
Budget Committed 100%	

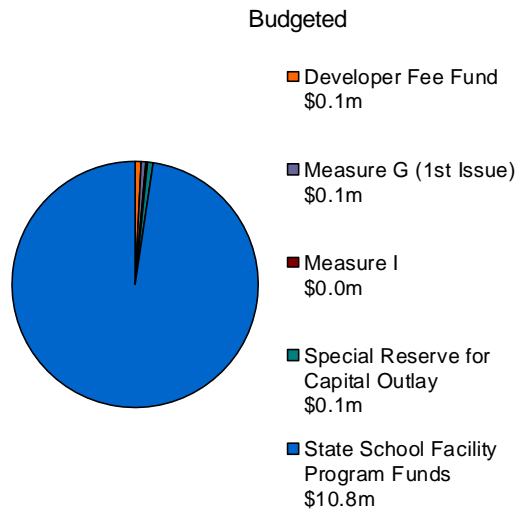
Expenditure Status

Paid	11,040,318
In Process for PMT	-
Total	11,040,318
Budget Expended 100%	

Progress



Funding Sources





Carver Elementary School

1401 W. Santa Ana Blvd. Santa Ana, CA 92703

Modernization

Project Description

Carver Elementary School was originally built in 1992. The site has 21 classrooms. Carver's modernization project consists of alterations to Building A (administration); Building B (multipurpose); and Buildings E, F, G (classrooms).

Architect:	Morrissey Associates, Inc.
Construction Manager:	Tilden Coil Constructors, Inc.
DSA Status:	Approved
Project Status:	Complete
Measure I Budget:	\$6,630,223
Total Budget:	\$7,385,047

Status Summary

The Carver P2P project is complete with DSA closeout.



Carver Elementary School

1401 W. Santa Ana Blvd. Santa Ana, CA 92703

Modernization





Carver Elementary School

1401 W. Santa Ana Blvd. Santa Ana, CA 92703

Modernization

Summary Status

Description	Budgeted	Committed	Expended
Site Cost	-	-	-
Soft Cost	1,827,171	1,807,959	1,807,370
Hard Cost	5,557,876	5,557,876	5,557,876
Contingency	239,372	-	-
Total	7,624,419	7,365,835	7,365,246
Budgeted Hard Cost 73%			

Budget Status

Initial Amount	7,624,419
Approved Changes	-
Pending Changes	-
Total	7,624,419
Budgeted Contingency 3%	

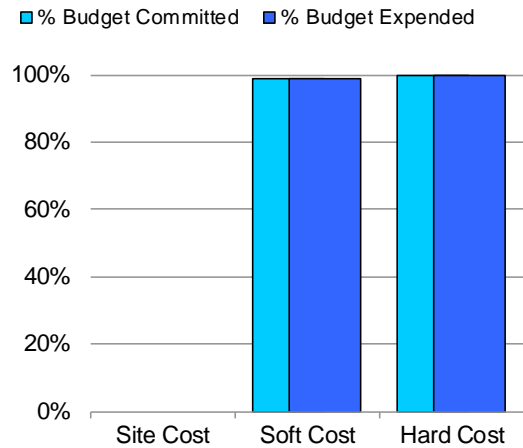
Committed Status

Initial Contracted AMT	6,758,610
Contract Changes	607,226 8%
Total	7,365,835
Budget Committed 97%	

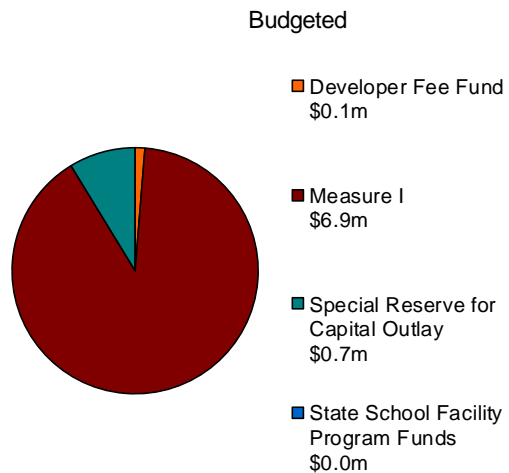
Expenditure Status

Paid	7,365,246
In Process for PMT	-
Total	7,365,246
Budget Expended 97%	

Progress



Funding Sources



*Per Board Adoption on October 12, 2021, Measure I funds to be decreased as project augmented with Federal ESSER funds. The information on this page will be updated to reflect this change in the next report.



Muir Fundamental Elementary School

1951 N. Marbury St. Santa Ana, CA 92705

Portable to Permanent (P2P)

Project Description

Muir Fundamental Elementary School was originally built in 1970. The site previously had 22 aging portable classrooms. This project consisted of a state-of-the-art new “Portable to Permanent” classroom building providing 22 standard classrooms with 4 multi-function “STEM” collaboration/ pull out rooms. It also included the removal of old portable classrooms and an expanded playfield.

Architect:	DLR Group
Construction Manager:	Balfour Beatty
DSA Status:	Approved
Project Status:	Complete
Measure I Budget:	\$43,600
Total Budget:	\$19,776,644

Status Summary

The Muir P2P project is complete with DSA closeout.



Muir Fundamental Elementary School

1951 N. Marbury St. Santa Ana, CA 92705

Portable to Permanent (P2P)





Muir Fundamental Elementary School

1951 N. Marbury St. Santa Ana, CA 92705

Portable to Permanent (P2P)

Summary Status

Description	Budgeted	Committed	Expended
Site Cost	-	-	-
Soft Cost	2,908,965	2,908,965	2,908,965
Hard Cost	16,851,775	16,842,587	16,830,400
Contingency	15,903	-	-
Total	19,776,644	19,751,553	19,739,365
Budgeted Hard Cost 85%			

Budget Status

Initial Amount	19,776,644
Pending Changes	-
Total	19,776,644
Budgeted Contingency 0%	

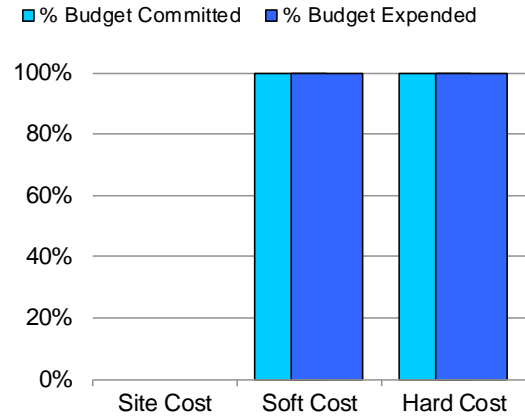
Committed Status

Initial Contracted AMT	20,143,261
Contract Changes	(391,708) -2%
Total	19,751,553
Budget Committed 100%	

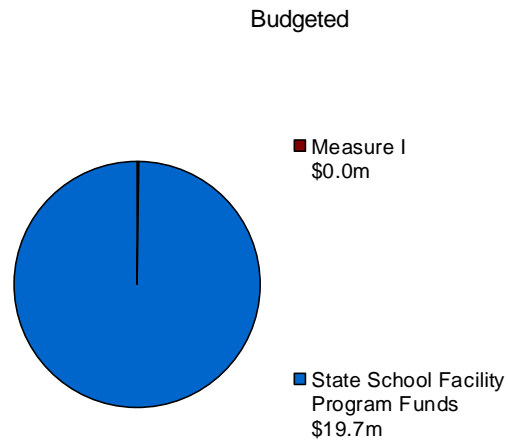
Expenditure Status

Paid	19,739,365
Total	19,739,365
Budget Expended 100%	

Progress



Funding Sources





Walker Elementary School

811 E. Bishop St. Santa Ana, CA 92701

Optimization – Swing Space

Project Description

This Campus Optimization project converted Walker Elementary School to an interim housing site to provide temporary classrooms to schools under construction.

Architect:	Morrissey Associates, Inc.
Construction Manager:	Tilden Coil Constructors, Inc.
Project Status:	Complete
Measure I Budget:	\$1,744,313
Total Budget:	\$2,036,475

Status Summary

The Walker Optimization – Swing Space project is complete with DSA closeout.



Walker Elementary School

811 E. Bishop St. Santa Ana, CA 92701

Optimization – Swing Space





Walker Elementary School

811 E. Bishop St. Santa Ana, CA 92701

Optimization – Swing Space

Summary Status

Description	Budgeted	Committed	Expended
Site Cost	-	-	-
Soft Cost	287,193	287,193	287,193
Hard Cost	1,738,186	1,628,974	1,601,474
Contingency	11,095	-	-
Total	2,036,474	1,916,167	1,888,667
Budgeted Hard Cost 85%			

Budget Status

Initial Amount	2,036,474
Pending Changes	-
Total	2,036,474
Budgeted Contingency 1%	

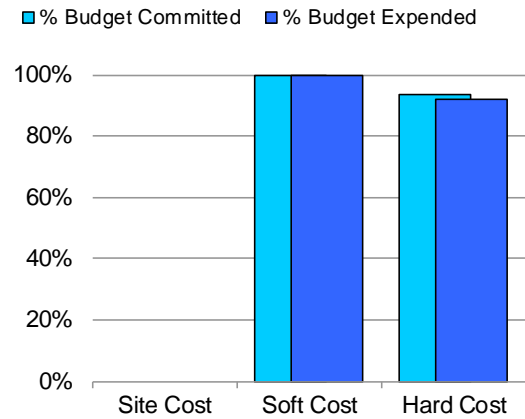
Committed Status

Initial Contracted AMT	2,089,399
Contract Changes	(173,231) -9%
Total	1,916,167
Budget Committed 94%	

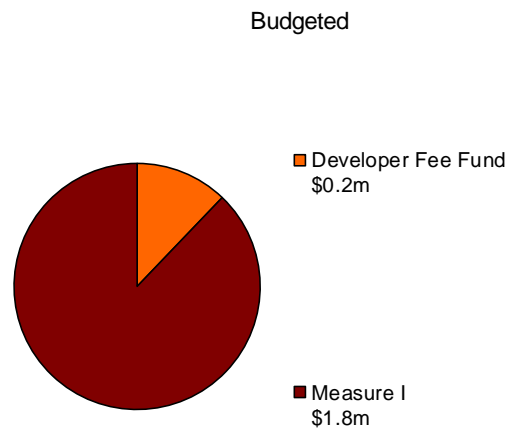
Expenditure Status

Paid	1,872,239
In Process for PMT	16,428
Total	1,888,667
Budget Expended 93%	

Progress



Funding Sources



*Per Board Adoption on October 12, 2021, Measure I funds to be decreased as project augmented with Federal ESSER funds. The information on this page will be updated to reflect this change in the next report.



Heninger K-8 School

417 W. Walnut Ave. Santa Ana, CA 92701

K-8 Expansion / Music & Dance Classrooms

Project Description

Heninger K-8 School serves grades K-8 on its main campus as well as Building 8 at Santa Ana High School. This project provides modern dance and music classrooms as well as support space for upper grade students.

Architect:	Baker Nowicki Design Studio
DSA Status:	Approved
Project Status:	Complete
Measure I Budget:	\$2,388,730
Total Budget:	\$2,662,304

Status Summary

The Heninger K-8 Expansion/Music & Dance Classrooms project is complete with DSA closeout.



Heninger K-8 School

417 W. Walnut Ave. Santa Ana, CA 92701

K-8 Expansion / Music & Dance Classrooms





Heninger K-8 School

417 W. Walnut Ave. Santa Ana, CA 92701

K-8 Expansion / Music & Dance Classrooms

Summary Status

Description	Budgeted	Committed	Expended
Site Cost	-	-	-
Soft Cost	484,644	484,644	484,644
Hard Cost	2,177,659	2,177,659	2,177,659
Contingency	-	-	-
Total	2,662,304	2,662,304	2,662,304
Budgeted Hard Cost 82%			

Budget Status

Initial Amount	2,662,304
Pending Changes	-
Total	2,662,304
Budgeted Contingency 0%	

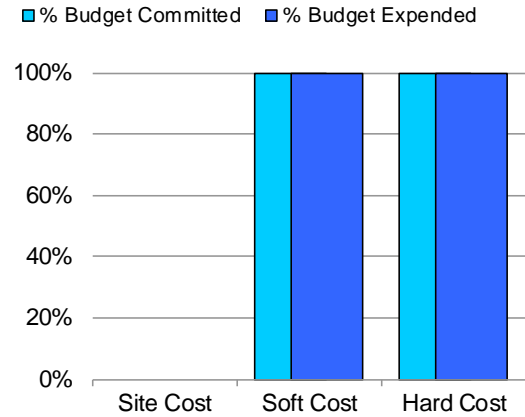
Committed Status

Initial Contracted AMT	2,820,749
Contract Changes	(158,446) -6%
Total	2,662,304
Budget Committed 100%	

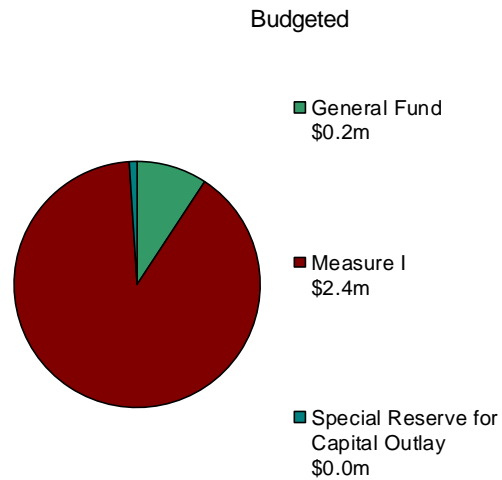
Expenditure Status

Paid	2,662,304
Total	2,662,304
Budget Expended 100%	

Progress



Funding Sources





Jackson Elementary School

1143 Nakoma Dr. Santa Ana, CA 92704

Preschool Lab Classrooms & New Playground

Project Description

Jackson Elementary School was built in 1962 and has a new classroom building built in 2009. This project will convert one of the older classroom wings into preschool classrooms. New Kindergarten and Preschool playgrounds will also be added.

Architect:	Lionakis Architecture
DSA Status:	Approved
Project Status:	Complete
Measure I Budget:	\$1,599,577
Total Budget:	\$1,599,577

Status Summary

The Jackson Preschool Lab Classrooms & Playground project is complete with DSA closeout.



Jackson Elementary School

1143 Nakoma Dr. Santa Ana, CA 92704

Preschool Lab Classrooms & New Playground





Jackson Elementary School

1143 Nakoma Dr. Santa Ana, CA 92704

Preschool Lab Classrooms & New Playground

Summary Status

Description	Budgeted	Committed	Expended
Site Cost	-	-	-
Soft Cost	211,696	211,696	211,696
Hard Cost	1,387,881	1,387,881	1,387,881
Contingency	281,988	-	-
Total	1,881,565	1,599,577	1,599,577

Budgeted Hard Cost 74%

Budget Status

Initial Amount	1,881,565
Pending Changes	-
Total	1,881,565

Budgeted Contingency 15%

Committed Status

Initial Contracted AMT	1,643,183
Contract Changes	(43,606) -3%
Total	1,599,577

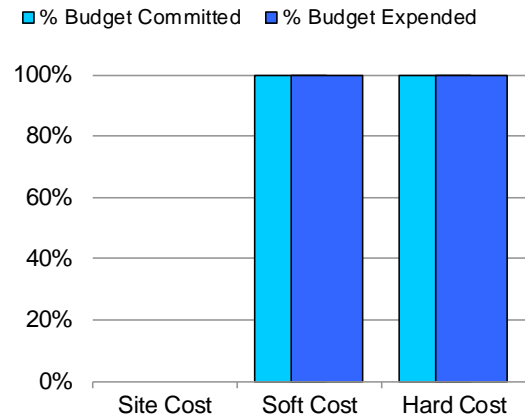
Budget Committed 85%

Expenditure Status

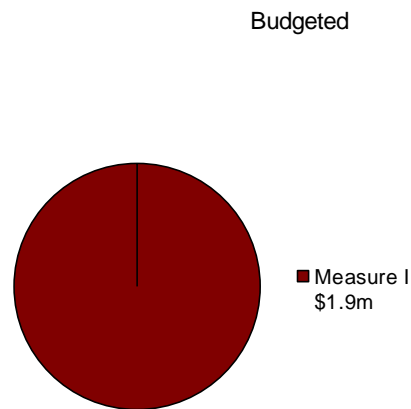
Paid	1,599,577
Total	1,599,577

Budget Expended 85%

Progress



Funding Sources



*Per Board Adoption on October 12, 2021, Measure I funds to be decreased as project augmented with Federal ESSER funds. The information on this page will be updated to reflect this change in the next report.



Garfield Elementary School

850 Brown St. Santa Ana, CA 92701

Modernization

Project Description

Garfield Elementary School was originally built in 1989. The site has 35 classrooms. The modernization consists of infrastructure upgrades, library and tech room improvements, office safety enhancements, and Americans with Disabilities Act (ADA) access improvements.

Architect:	Morrissey Associates, Inc.
Construction Manager:	Tilden Coil Constructors, Inc.
DSA Status:	Approved
Project Status:	Complete
Measure I Budget:	\$6,891,219
Total Budget:	\$7,774,161

Status Summary


The Garfield Modernization project is complete pending DSA closeout.



Garfield Elementary School

850 Brown St. Santa Ana, CA 92701

Modernization





Garfield Elementary School

850 Brown St. Santa Ana, CA 92701

Modernization

Summary Status

Description	Budgeted	Committed	Expended
Site Cost	-	-	-
Soft Cost	1,738,070	1,624,139	1,606,044
Hard Cost	5,984,542	6,149,652	6,094,645
Contingency	524,857	-	-
Total	8,247,469	7,773,791	7,700,690
Budgeted Hard Cost 73%			

Budget Status

Initial Amount	8,247,469
Pending Changes	-
Total	8,247,469
Budgeted Contingency 6%	

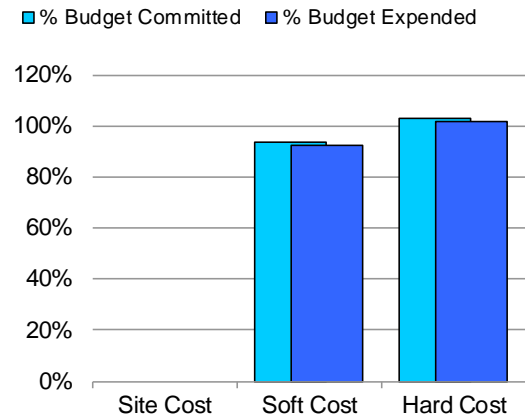
Committed Status

Initial Contracted AMT	7,286,470	
Contract Changes	251,143	3%
Unencumbered Contract AMT	236,178	
Total	7,773,791	
Budget Committed 94%		

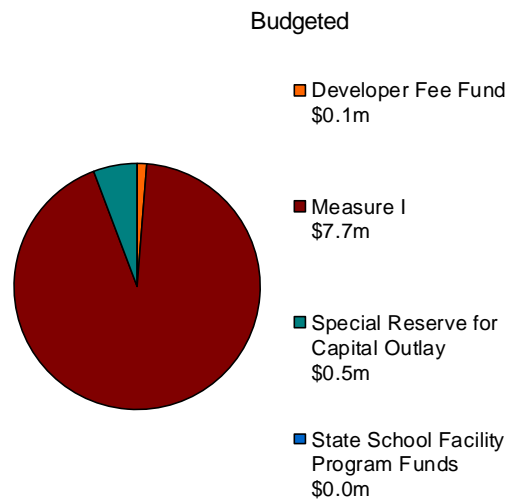
Expenditure Status

Paid	7,497,333
In Process for PMT	-
District Held Retentions	203,357
Total	7,700,690
Budget Expended 93%	

Progress



Funding Sources



*Per Board Adoption on October 12, 2021, Measure I funds to be decreased as project augmented with Federal ESSER funds. The information on this page will be updated to reflect this change in the next report.



Saddleback High School

2802 S. Flower St. Santa Ana, CA 92707

New Kitchen/Indoor Dining & Interim Kitchen

Project Description

The New Kitchen, Indoor Dining, and Interim Kitchen project provides an adequately sized kitchen to meet current District standards and offers an improved menu. This project converts the old kitchen into a new indoor student dining and event space. An interim kitchen will be used during construction.

Architect:	Ruhnau Clarke Architects
Construction Manager:	Bernards
DSA Status:	Approved
Project Status:	Complete
Measure I Budget:	\$4,324,728
Total Budget:	\$12,770,574

Status Summary

The Interim Kitchen was completed on December 31, 2019, and received DSA certification on July 27, 2020.

The New Kitchen Building and Indoor Dining Area are complete pending DSA closeout.



Saddleback High School

2802 S. Flower St. Santa Ana, CA 92707

New Kitchen/Indoor Dining & Interim Kitchen





Saddleback High School

2802 S. Flower St. Santa Ana, CA 92707

New Kitchen/Indoor Dining & Interim Kitchen

Summary Status

Description	Budgeted	Committed	Expended
Site Cost	-	-	-
Soft Cost	3,810,558	3,810,558	3,733,093
Hard Cost	8,960,016	8,960,016	8,397,176
Contingency	240,931	-	-
Total	13,011,505	12,770,574	12,130,269
Budgeted Hard Cost 69%			

Budget Status

Initial Amount	13,011,505
Pending Changes	-
Total	13,011,505
Budgeted Contingency 2%	

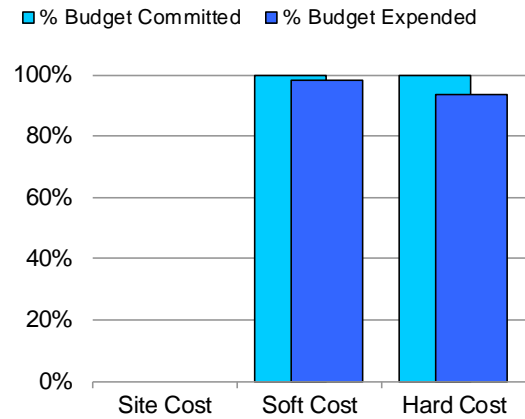
Committed Status

Initial Contracted AMT	12,503,265
Contract Changes	267,309 2%
Total	12,770,574
Budget Committed 98%	

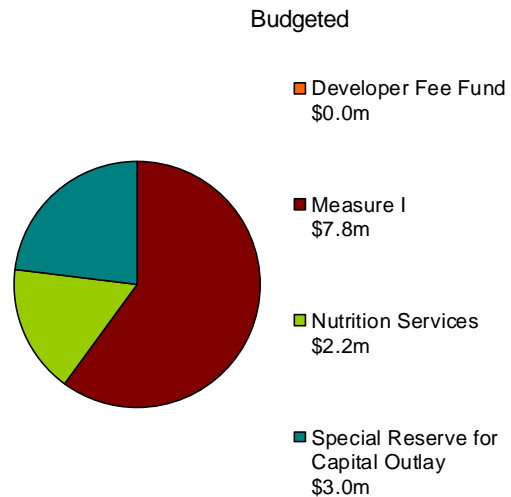
Expenditure Status

Paid	11,904,735
In Process for PMT	27,838
District Held Retentions	189,875
Construction Withholds	7,821
Total	12,130,269
Budget Expended 93%	

Progress



Funding Sources



*Per Board Adoption on October 12, 2021, Measure I funds to be decreased as project augmented with Federal ESSER funds. The information on this page will be updated to reflect this change in the next report.



King Elementary School

1001 S. Graham Ln. Santa Ana, CA 92703

Modernization

Project Description

King Elementary School was originally built in 1991. The site has 39 classrooms. The modernization consists of infrastructure upgrades, library and tech room improvements, office safety enhancements, and Americans with Disabilities Act (ADA) access improvements.

Architect:	Morrissey Associates, Inc.
Construction Manager:	Tilden Coil Constructors, Inc.
DSA Status:	Approved
Project Status:	Complete
Measure I Budget:	\$4,269,636
Total Budget:	\$8,204,447

Status Summary

The King Modernization project is complete pending DSA closeout.



King Elementary School

1001 S. Graham Ln. Santa Ana, CA 92703

Modernization





King Elementary School

1001 S. Graham Ln. Santa Ana, CA 92703

Modernization

Summary Status

Description	Budgeted	Committed	Expended
Site Cost	-	-	-
Soft Cost	1,782,870	1,536,194	1,453,488
Hard Cost	6,421,577	6,402,631	5,311,647
Contingency	984,415	-	-
Total	9,188,862	7,938,825	6,765,135
Budgeted Hard Cost 70%			

Budget Status

Initial Amount	9,188,862
Pending Changes	-
Total	9,188,862
Budgeted Contingency 11%	

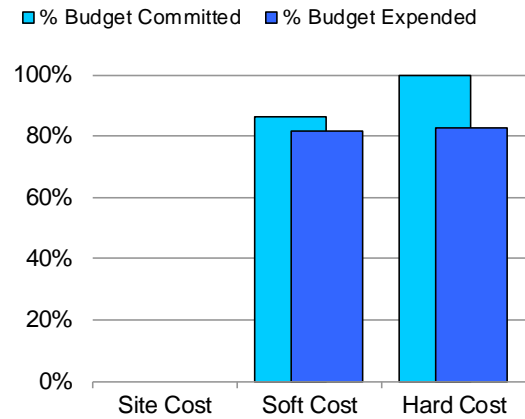
Committed Status

Initial Contracted AMT	7,879,862
Contract Changes	58,963 1%
Total	7,938,825
Budget Committed 86%	

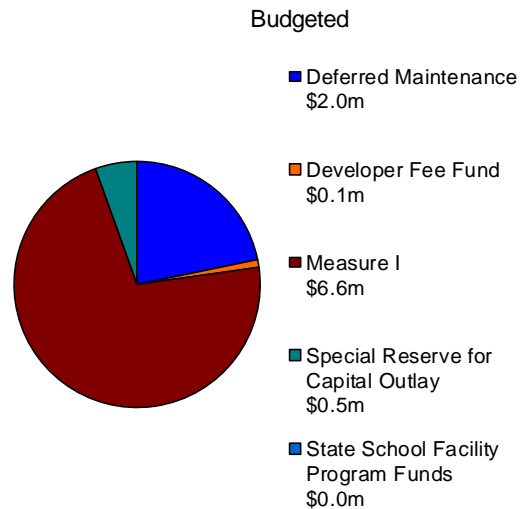
Expenditure Status

Paid	6,385,989
In Process for PMT	162,737
District Held Retentions	216,409
Total	6,765,135
Budget Expended 74%	

Progress



Funding Sources



*Per Board Adoption on October 12, 2021, Measure I funds to be decreased as project augmented with Federal ESSER funds. The information on this page will be updated to reflect this change in the next report.



McFadden Institute of Technology

2701 S. Raitt St. Santa Ana, CA 92704

Optimization – Pre-K–8 Conversion

Project Description

McFadden Intermediate School was built in 1965 and was renamed to McFadden Institute of Technology upon its upgrade into a Pre-Kindergarten through Eighth Grade School. The project consists of four (4) new modular kindergarten/preschool classrooms, associated play areas, and a restroom building to support this transition. It also included replacement tennis courts and Single Point of Entry.

Architect:	Morrissey Associates, Inc.
Construction Manager:	Tilden Coil Constructors, Inc.
DSA Status:	Approved
Project Status:	Complete
Measure I Budget:	\$8,173,471
Total Budget:	\$8,380,240

Status Summary

The McFadden Optimization – Pre/K–8 Conversion project is complete pending DSA closeout.



McFadden Institute of Technology

2701 S. Raitt St. Santa Ana, CA 92704

Optimization – Pre-K–8 Conversion





McFadden Institute of Technology

2701 S. Raitt St. Santa Ana, CA 92704

Optimization – Pre-K–8 Conversion

Summary Status

Description	Budgeted	Committed	Expended
Site Cost	-	-	-
Soft Cost	1,272,928	1,258,910	1,147,098
Hard Cost	7,106,791	7,108,284	6,635,300
Contingency	468,729	-	-
Total	8,848,448	8,367,194	7,782,398
Budgeted Hard Cost 80%			

Budget Status

Initial Amount	8,848,448
Pending Changes	-
Total	8,848,448
Budgeted Contingency 5%	

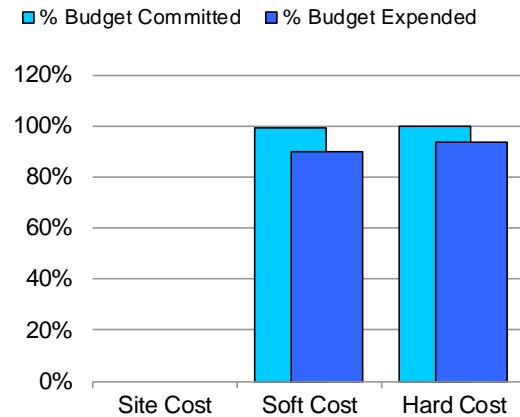
Committed Status

Initial Contracted AMT	7,270,816	
Contract Changes	1,096,378	13%
Total	8,367,194	
Budget Committed 95%		

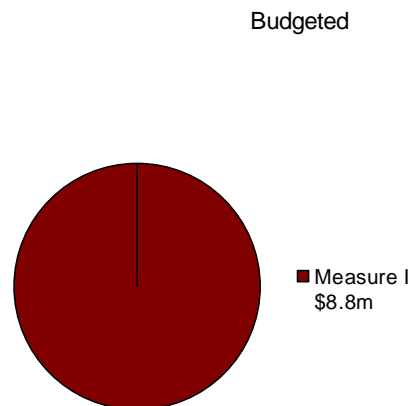
Expenditure Status

Paid	7,400,200
In Process for PMT	132,447
District Held Retentions	178,276
Construction Withholds	71,475
Total	7,782,398
Budget Expended 88%	

Progress



Funding Sources



*Per Board Adoption on October 12, 2021, Measure I funds to be decreased as project augmented with Federal ESSER funds. The information on this page will be updated to reflect this change in the next report.



Sierra Preparatory Academy

2021 N. Grand Ave. Santa Ana, CA 92705

Optimization – Pre-K–8 Conversion

Project Description

Sierra Preparatory Academy was built in 1964 and in 2021 was converted into a Pre-Kindergarten through Eighth Grade School. The project consists of four (4) new modular kindergarten/preschool classrooms, associated play areas, and a restroom building to support this conversion.

Architect:	Morrissey Associates, Inc.
Construction Manager:	Tilden Coil Constructors, Inc.
DSA Status:	Approved
Project Status:	Construction began December 2020
Measure I Budget:	\$5,969,126
Total Budget:	\$6,175,895

Status Summary

The Sierra Optimization – Pre/K–8 Conversion project is complete pending DSA closeout.



Sierra Preparatory Academy

2021 N. Grand Ave. Santa Ana, CA 92705

Optimization – Pre-K–8 Conversion





Sierra Preparatory Academy

2021 N. Grand Ave. Santa Ana, CA 92705

Optimization – Pre-K–8 Conversion

Summary Status

Description	Budgeted	Committed	Expended
Site Cost	-	-	-
Soft Cost	1,011,194	945,212	871,410
Hard Cost	5,175,451	5,175,017	4,759,978
Contingency	1,122,040	-	-
Total	7,308,685	6,120,228	5,631,388
Budgeted Hard Cost 71%			

Budget Status

Initial Amount	7,308,685
Pending Changes	-
Total	7,308,685
Budgeted Contingency 15%	

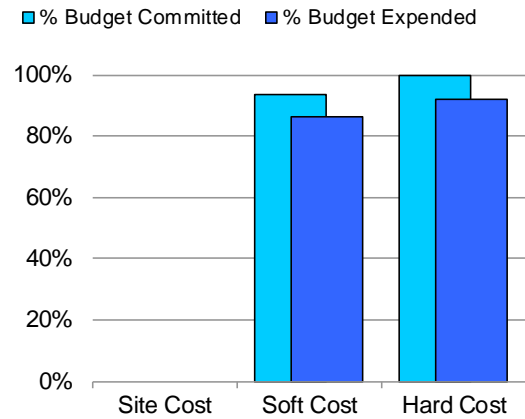
Committed Status

Initial Contracted AMT	5,689,625	
Contract Changes	430,603	7%
Total	6,120,228	
Budget Committed 84%		

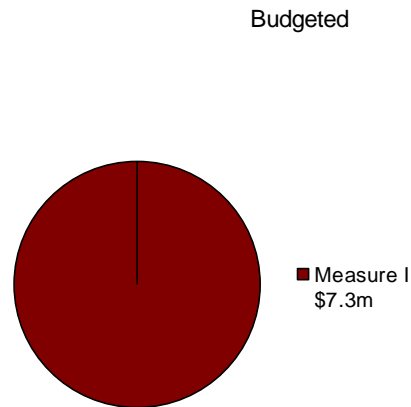
Expenditure Status

Paid	5,400,050
In Process for PMT	81,235
District Held Retentions	98,268
Construction Withholds	51,836
Total	5,631,388
Budget Expended 77%	

Progress



Funding Sources



*Per Board Adoption on October 12, 2021, Measure I funds to be decreased as project augmented with Federal ESSER funds. The information on this page will be updated to reflect this change in the next report.



Romero-Cruz Academy

2701 W. Fifth St. Santa Ana, CA 92703

Optimization - Playground Improvements & Kinder Classrooms

Project Description

Romero-Cruz Academy K-8 School was built in 1975 and currently houses pre-kindergarten through eighth grade. The school previously served intermediate grade levels and did not have playground equipment for elementary. The project consists of a playground addition for grades 1-5 and conversion of three (3) existing classroom spaces into two kindergarten classrooms.

Architect:	LPA, Inc.
DSA Status:	Approved February 2021
Project Status:	Construction began June 8, 2021
Measure I Budget:	\$2,344,417
Total Budget:	\$2,344,417

Status Summary

The project interior modernization is 70% complete, and the exterior modernization is at 25% completion. The remaining work includes doors, block walls, playground equipment, asphalt, and interior finishes. The project has a projected completion date of January 2022.



Romero-Cruz Academy

2701 W. Fifth St. Santa Ana, CA 92703

Optimization - Playground Improvements & Kinder Classrooms





Romero-Cruz Academy

2701 W. Fifth St. Santa Ana, CA 92703

Optimization - Playground Improvements & Kinder Classrooms

Summary Status

Description	Budgeted	Committed	Expended
Site Cost	-	-	-
Soft Cost	538,551	334,224	255,796
Hard Cost	1,600,050	1,600,050	391,293
Contingency	205,816	-	-
Total	2,344,417	1,934,274	647,090

Budgeted Hard Cost 68%

Budget Status

Initial Amount	2,344,417
Pending Changes	-
Total	2,344,417

Budgeted Contingency 9%

Committed Status

Initial Contracted AMT	1,933,764	
Contract Changes	509	0%
Total	1,934,274	

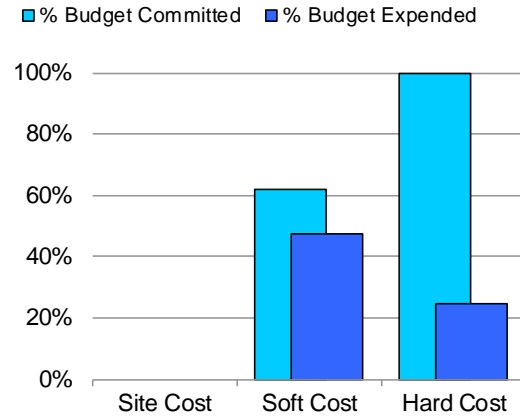
Budget Committed 83%

Expenditure Status

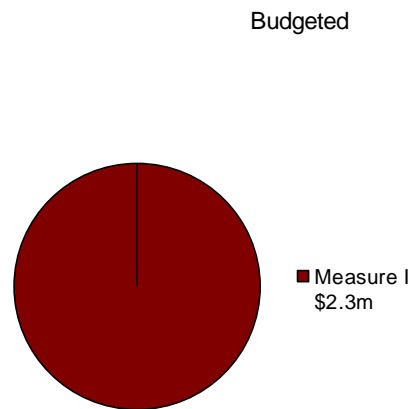
Paid	617,358
In Process for PMT	10,220
District Held Retentions	19,512
Total	647,090

Budget Expended 28%

Progress



Funding Sources



*Per Board Adoption on October 12, 2021, Measure I funds to be decreased as project augmented with Federal ESSER funds. The information on this page will be updated to reflect this change in the next report.



District Wide

Various sites

Marquee Installations

Phase I

Project Description

Electronic message board installations have been designed for the following sites: Carver Elementary, Hoover Elementary, King Elementary, Jackson Elementary, Madison Elementary, Washington Elementary, Carr Intermediate, Villa Fundamental Intermediate, Advanced Learning Academy (4th Street), and Chavez High School.

Architect:	Lionakis Architecture
DSA Status:	Approved
Project Status:	Complete
Measure I Budget:	\$962,729
Project Budget:	\$962,729

Status Summary

The Carver, King, ALA II, Chavez, Jackson, Madison, Carr, Villa, Washington, and Hoover are complete pending DSA closeout.



District Wide

Various sites

Marquee Installations





District Wide

Various sites

Marquee Installations

Summary Status

Description	Budgeted	Committed	Expended
Site Cost	-	-	-
Soft Cost	174,979	166,894	134,184
Hard Cost	787,750	776,392	493,073
Contingency	37,271	-	-
Total	1,000,000	943,286	627,257
Budgeted Hard Cost 79%			

Budget Status

Initial Amount	1,000,000
Pending Changes	-
Total	1,000,000
Budgeted Contingency 4%	

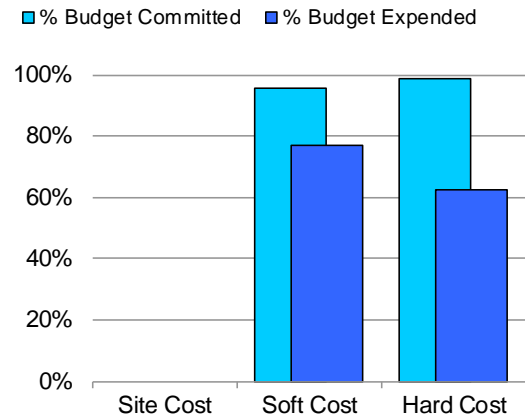
Committed Status

Initial Contracted AMT	930,734	
Contract Changes	12,552	1%
Total	943,286	
Budget Committed 94%		

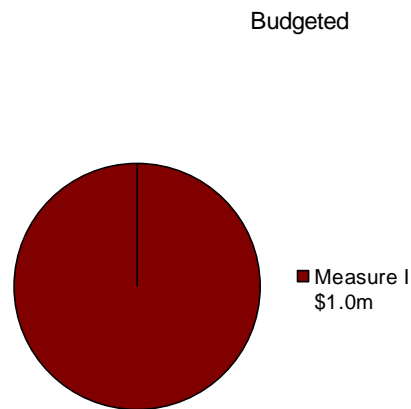
Expenditure Status

Paid	626,437
In Process for PMT	820
Total	627,257
Budget Expended 63%	

Progress



Funding Sources



*Per Board Adoption on October 12, 2021, Measure I funds to be decreased as project augmented with Federal ESSER funds. The information on this page will be updated to reflect this change in the next report.



District Wide

Various sites

Single Point of Entry (SPOE)/ Fencing/ Security Cameras

Project Description

In March 2018, Facilities Planning, with input from SAUSD Police, published the District's Safety and Security Report and Plan of Action. The project includes safety upgrades at 21 schools to establish a secure Single Point of Entry, fencing gap closure, and additional security camera and lighting.

Architect:	Morrissey Associates, Inc.
DSA Status:	Approved
Project Status:	In Progress
Measure I Budget:	\$4,641,115 (Current)
	\$8,838,229 (Future)
Total Budget:	\$5,019,115 (Current)
	\$8,838,229 (Future)

Status Summary

Jefferson, Carver, Segerstrom, McFadden, and King SPOE projects are complete. Harvey is currently under construction and is scheduled to be complete February 2022.

The next group of 7 sites (Franklin, Chavez, Godinez, Taft, Santiago, Romero-Cruz, and Wilson) is tentatively scheduled to start in January 2022. The contract for Construction Management Services is tentatively scheduled for Board consideration at the November 9, 2021 Board Meeting.

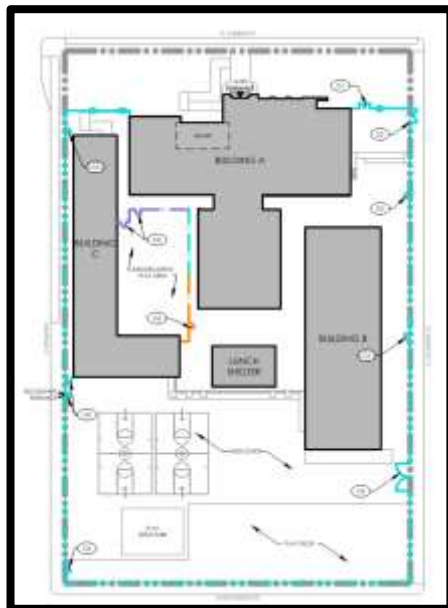


District Wide

Various sites

Single Point of Entry/ Fencing/ Security Cameras

Sample drawings:



SITE FENCING RECOMMENDATION PLAN



SITE LIGHTING AND CAMERA RECOMMENDATION PLAN



Phase I sites:

1. Carver Elementary
2. Franklin Elementary
3. Fremont Elementary
4. Garfield Elementary
5. Harvey Elementary
6. ML King Elementary
7. Pio Pico Elementary
8. Santiago K-8
9. Taft Elementary
10. Walker Elementary
11. Washington Elementary
12. Wilson Elementary
13. McFadden Intermediate
14. Romero-Cruz Academy
15. Chavez High
16. Century High
17. Godinez High
18. Saddleback High
19. Santa Ana High
20. Segerstrom High
21. Advanced Learning Academy I

* Sites listed in alphabetical order



District Wide

Various sites

Single Point of Entry/ Fencing/ Security Cameras

(Current)

Summary Status

Description	Budgeted	Committed	Expended
Site Cost	-	-	-
Soft Cost	781,367	672,054	560,942
Hard Cost	4,000,000	422,742	226,944
Contingency	237,748	-	-
Total	5,019,115	1,094,795	787,886
Budgeted Hard Cost 80%			

Budget Status

Initial Amount	5,019,115
Pending Changes	-
Total	5,019,115
Budgeted Contingency 5%	

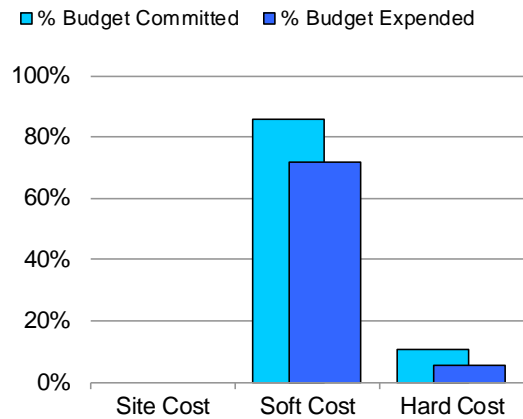
Committed Status

Initial Contracted AMT	957,486
Contract Changes	137,309 13%
Total	1,094,795
Budget Committed 22%	

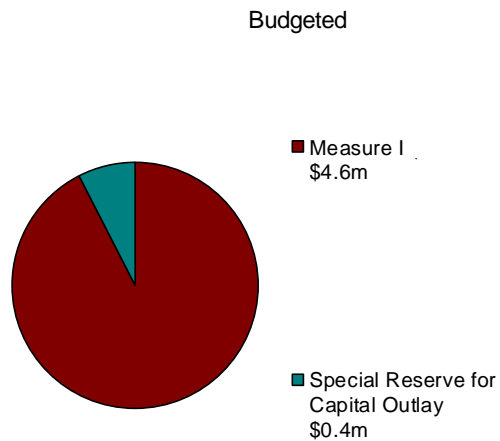
Expenditure Status

Paid	787,886
Total	787,886
Budget Expended 16%	

Progress



Funding Sources





District Wide

Various sites

Single Point of Entry/ Fencing/ Security Cameras (Future)

Summary Status

Description	Budgeted	Committed	Expended
Site Cost	-	-	-
Soft Cost	1,700,000	-	-
Hard Cost	6,650,000	-	-
Contingency	488,229	-	-
Total	8,838,229	-	-

Budgeted Hard Cost 75%

Budget Status

Initial Amount	8,838,229
Pending Changes	-
Total	8,838,229

Budgeted Contingency 6%

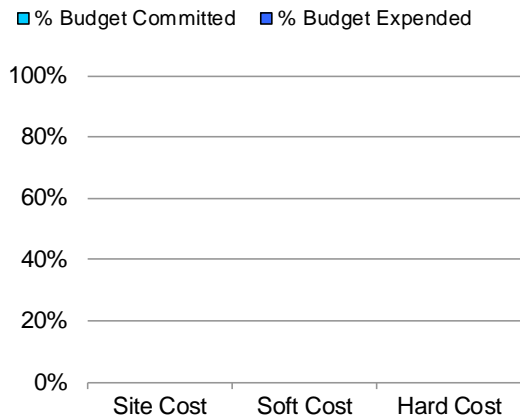
Committed Status

No Commitments to report.

Expended Status

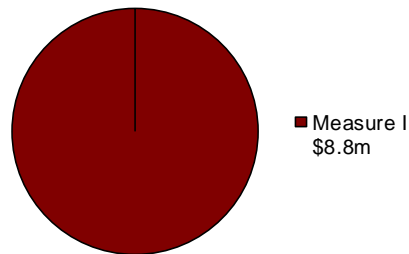
No Expenditures to report.

Progress



Funding Sources

Budgeted





Washington Elementary School

910 W. Anahurst Pl. Santa Ana, CA 92707

Reconstruction/ Modernization

Project Description

Portions of Washington Elementary School were built over 70 years ago in 1949. This project will transform the campus by constructing new school buildings adjacent to the P2P building.

Reconstruction includes a new administration, multipurpose room, kindergarten wing, new parking lot/drop-off, expand playfields, and new playgrounds.

Modernization includes repurposing the original wings for Early Childhood Education (preschool) classrooms and a wellness center for community use.

Architect:	LPA, Inc. (Reconstruction) and MAI (Modernization)
Construction Manager:	Tilden Coil Constructors, Inc.
DSA Status:	Submitted in September 2021
Project Status:	Construction began on June 8, 2021
Measure I Budget:	\$18,779,117 (Reconstruction) \$5,677,941 (Modernization)
Project Budget:	\$23,658,280 (Reconstruction) \$10,926,835 (Modernization)

Status Summary

Structural framing, underground plumbing, electrical, and mechanical work are complete. The contractors have proceeded with the concrete sitework, drywall, and interior finishes. The modernization project is scheduled to be complete in February 2022.

The reconstruction plans were submitted to DSA in September 2021. Construction is anticipated to begin in February 2022, after completion of the modernization construction.



Washington Elementary School

910 W. Anahurst Pl. Santa Ana, CA 92707

Reconstruction/ Modernization





Washington Elementary School

910 W. Anahurst Pl. Santa Ana, CA 92707

Reconstruction

Summary Status

Description	Budgeted	Committed	Expended
Site Cost	-	-	-
Soft Cost	4,640,843	3,712,587	1,400,006
Hard Cost	18,060,985	-	-
Contingency	956,452	-	-
Total	23,658,280	3,712,587	1,400,006
Budgeted Hard Cost 76%			

Budget Status

Initial Amount	23,658,280
Pending Changes	-
Total	23,658,280
Budgeted Contingency 4%	

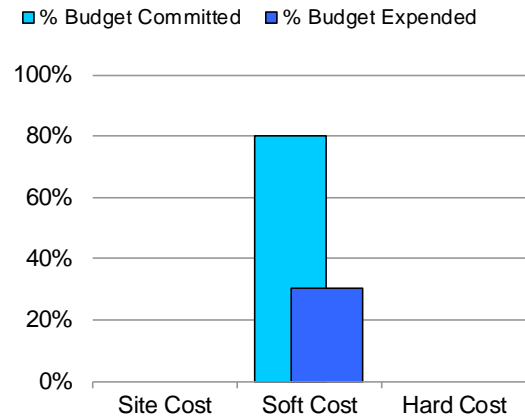
Committed Status

Initial Contracted AMT	3,485,447
Contract Changes	227,140 6%
Total	3,712,587
Budget Committed 16%	

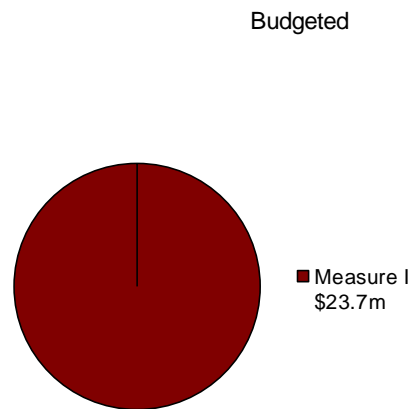
Expenditure Status

Paid	1,400,006
Total	1,400,006
Budget Expended 6%	

Progress



Funding Sources



*Per Board Adoption on October 12, 2021, Measure I funds to be decreased as project augmented with Federal ESSER funds. The information on this page will be updated to reflect this change in the next report.



Washington Elementary School

910 W. Anahurst Pl. Santa Ana, CA 92707

Modernization

Summary Status

Description	Budgeted	Committed	Expended
Site Cost	-	-	-
Soft Cost	2,499,202	2,185,949	1,538,788
Hard Cost	7,980,609	7,938,841	2,809,763
Contingency	447,024	-	-
Total	10,926,835	10,124,789	4,348,552
Budgeted Hard Cost 73%			

Budget Status

Initial Amount	10,926,835
Pending Changes	-
Total	10,926,835
Budgeted Contingency 4%	

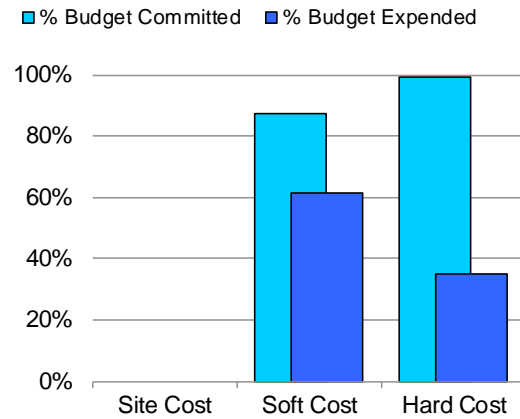
Committed Status

Initial Contracted AMT	10,387,337
Contract Changes	(262,547) -3%
Total	10,124,789
Budget Committed 93%	

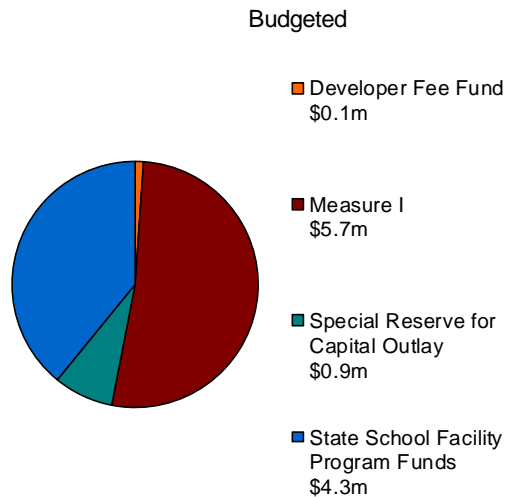
Expenditure Status

Paid	3,645,195
In Process for PMT	624,405
District Held Retentions	78,951
Total	4,348,552
Budget Expended 40%	

Progress



Funding Sources





Century High School

1401 S. Grand Ave., Santa Ana, CA 92705

Modernization

Project Description

Century High School was originally built in 1989. The planned Modernization project provides general renovation of the school's facilities, including a modern library, maker space, Americans with Disabilities Act (ADA) accessible restrooms, kitchen improvements, and a new office and counseling center.

Architect:	HMC Architects
Construction Manager:	Ledesma & Meyer Construction Co., Inc.
DSA Status:	Approved
Project Status:	Construction began on May 28, 2021
Measure I Budget:	\$4,054,714
Total Budget:	\$17,294,054

Status Summary

Window systems, painting and tile installation are currently being performed in the 300 and 400 buildings. Renovation of the 200 building restroom is 80% complete. All work is scheduled to be completed in December 2022.



Century High School

1401 S. Grand Ave., Santa Ana, CA 92705

Modernization





Century High School

1401 S. Grand Ave., Santa Ana, CA 92705

Modernization

Summary Status

Description	Budgeted	Committed	Expended
Site Cost	-	-	-
Soft Cost	4,446,049	4,287,416	2,430,485
Hard Cost	12,435,343	11,048,408	3,888,415
Contingency	412,662	-	-
Total	17,294,054	15,335,824	6,318,901
Budgeted Hard Cost 72%			

Budget Status

Initial Amount	17,294,054
Pending Changes	-
Total	17,294,054
Budgeted Contingency 2%	

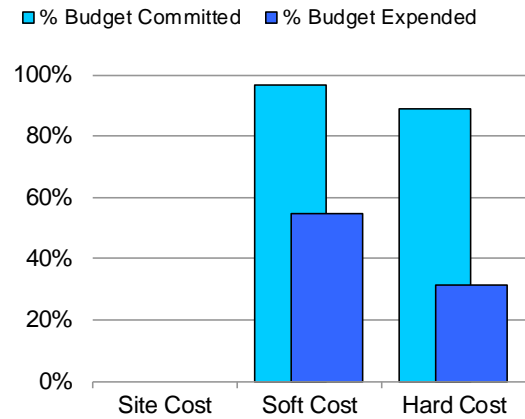
Committed Status

Initial Contracted AMT	14,344,042
Contract Changes	991,782 6%
Total	15,335,824
Budget Committed 89%	

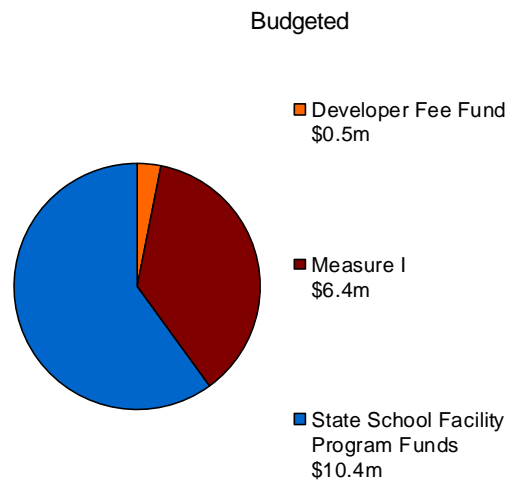
Expenditure Status

Paid	6,054,707
In Process for PMT	162,500
District Held Retentions	101,694
Total	6,318,901
Budget Expended 37%	

Progress



Funding Sources



*Per Board Adoption on October 12, 2021, Measure I funds to be decreased as project augmented with Federal ESSER funds. The information on this page will be updated to reflect this change in the next report.



Saddleback High School

2802 S. Flower St. Santa Ana, CA 92707

Sports Complex

Project Description

Saddleback High School was built in 1966 without sports facilities equitable to other comprehensive high schools. This project establishes a stadium and support buildings for school and community use.

Architect:	LPA, Inc.
Construction Manager:	Bernards
DSA Status:	Submitted in June 2021
Project Status:	Planning
Measure I Budget:	\$17,994,090
Project Budget:	\$18,994,090

Status Summary

The plans were submitted to the Division of State Architect in June 2021. Staff anticipates construction will begin in January 2022. The Board approved a mitigated negative declaration (MND)/Initial Study and Mitigation Monitoring Program for this project in August 2021. The project architect and traffic engineer are currently working with the city to design a new traffic signal for the intersection of Rosewood Avenue and Segerstrom Avenue



Saddleback High School

2802 S. Flower St. Santa Ana, CA 92707

Sports Complex





Saddleback High School

2802 S. Flower St. Santa Ana, CA 92707

Sports Complex

Summary Status

Description	Budgeted	Committed	Expended
Site Cost	-	-	-
Soft Cost	4,210,262	2,983,358	1,107,982
Hard Cost	13,180,662	-	-
Contingency	1,603,166	-	-
Total	18,994,090	2,983,358	1,107,982
Budgeted Hard Cost 69%			

Budget Status

Initial Amount	18,994,090
Pending Changes	-
Total	18,994,090
Budgeted Contingency 8%	

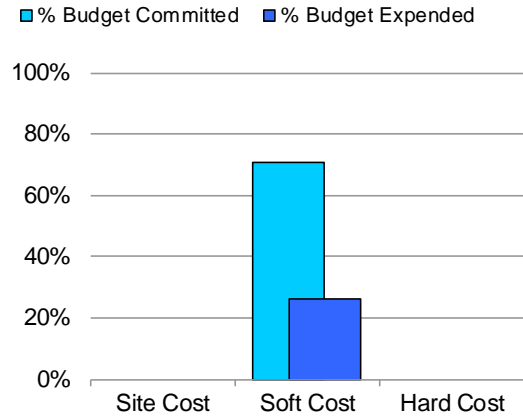
Committed Status

Initial Contracted AMT	2,642,116	
Contract Changes	341,242	11%
Total	2,983,358	
Budget Committed 16%		

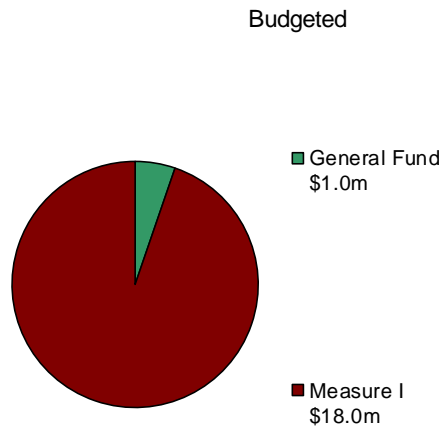
Expenditure Status

Paid	1,047,424
In Process for PMT	60,558
Total	1,107,982
Budget Expended 6%	

Progress



Funding Sources





Valley High School

1801 S. Greenville St. Santa Ana, CA 92704

Culinary Arts Academy (State CTE Grant)

Project Description

This project will provide a new 7,374 square foot facility with an innovative and agile learning space to transform and grow the Culinary Arts & Hospitality Academy (CHA). Construction includes a modern space for food preparation, instruction and serving.

Architect:	Baker Nowicki Design Studio
Construction Manager:	Tilden Coil Constructors, Inc.
DSA Status:	Approved
Project Status:	Design/Planning
Measure I Budget:	\$3,928,410
Total Budget:	\$8,756,510

Status Summary

The project was DSA approved in May 2021 and bidding occurred in September 2021. Construction is scheduled to begin in December 2021.



Valley High School

1801 S. Greenville St. Santa Ana, CA 92704

Culinary Arts Academy (State CTE Grant)





Valley High School

1801 S. Greenville St. Santa Ana, CA 92704

Culinary Arts Academy (State CTE Grant)

Summary Status

Description	Budgeted	Committed	Expended
Site Cost	5,000	-	-
Soft Cost	2,011,057	1,430,805	733,753
Hard Cost	5,200,000	-	-
Contingency	576,453	-	-
Total	7,792,510	1,430,805	733,753

Budgeted Hard Cost 67%

Budget Status

Initial Amount	7,792,510
Pending Changes	-
Total	7,792,510

Budgeted Contingency 7%

Committed Status

Initial Contracted AMT	1,764,322
Contract Changes	(333,518) -23%
Total	1,430,805

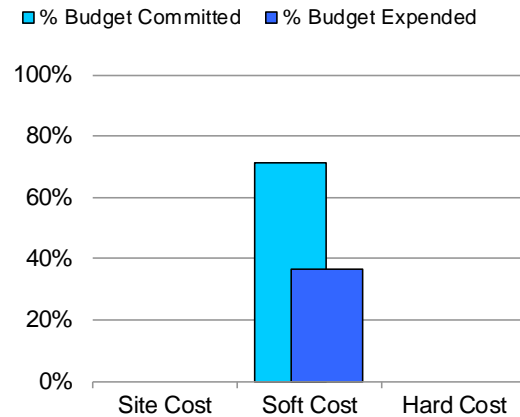
Budget Committed 18%

Expenditure Status

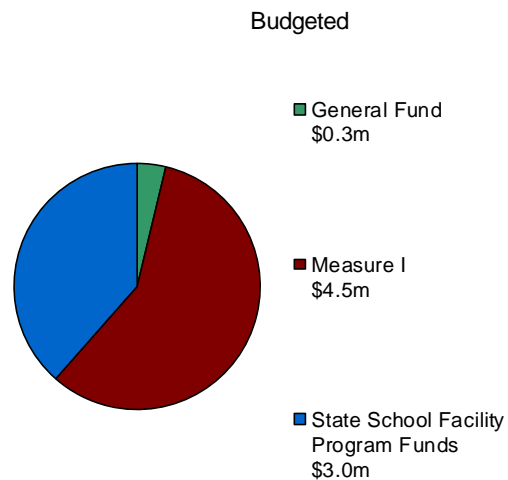
Paid	733,753
Total	733,753

Budget Expended 9%

Progress



Funding Sources



*Per Board Adoption on October 12, 2021, Measure I funds to be decreased as project augmented with Federal ESSER funds. The information on this page will be updated to reflect this change in the next report.



Valley High School

1801 S. Greenville St. Santa Ana, CA 92704

Automotive Engineering Academy (State CTE Grant)

Project Description

This project will provide a new 10,613 square foot facility with an innovative and agile learning space to transform and grow the Automotive Engineering Academy. Construction includes a modern space for automotive and alignment bays and a classroom with modernized technology to enhance the teaching and learning environment.

Architect:	Baker Nowicki Design Studio
Construction Manager:	Tilden Coil Constructors, Inc.
DSA Status:	Approved
Project Status:	Design/Planning
Measure I Budget:	\$3,928,410
Total Budget:	\$8,797,203

Status Summary

The project was DSA approved in May 2021 and bidding occurred in September 2021. Construction is scheduled to begin December 2021. Staff has also scheduled a temporary tent structure for CTE Auto students during the construction period for continued instruction of the automotive program.



Valley High School

1801 S. Greenville St. Santa Ana, CA 92704

Automotive Engineering Academy (State CTE Grant)





Valley High School

1801 S. Greenville St. Santa Ana, CA 92704

Automotive Engineering Academy (State CTE Grant)

Summary Status

Description	Budgeted	Committed	Expended
Site Cost	-	-	-
Soft Cost	1,589,889	1,314,619	640,250
Hard Cost	5,700,000	-	-
Contingency	543,314	-	-
Total	7,833,203	1,314,619	640,250

Budgeted Hard Cost 73%

Budget Status

Initial Amount	7,833,203
Pending Changes	-
Total	7,833,203

Budgeted Contingency 7%

Committed Status

Initial Contracted AMT	1,323,505
Contract Changes	(8,886) -1%
Total	1,314,619

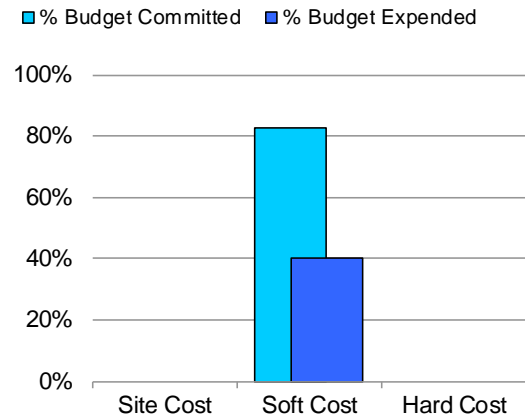
Budget Committed 17%

Expenditure Status

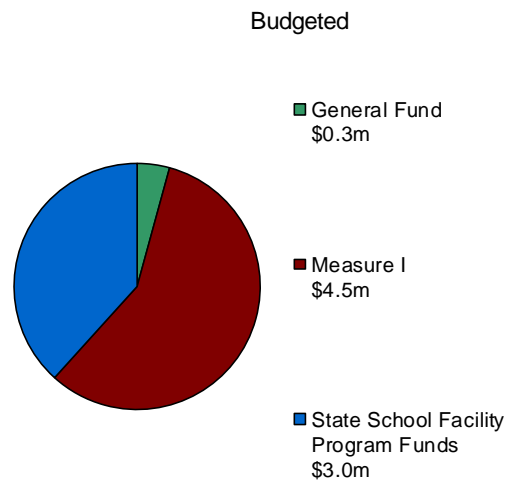
Paid	640,250
Total	640,250

Budget Expended 8%

Progress



Funding Sources



*Per Board Adoption on October 12, 2021, Measure I funds to be decreased as project augmented with Federal ESSER funds. The information on this page will be updated to reflect this change in the next report.



Valley High School

1801 S. Greenville St. Santa Ana, CA 92704

Auditorium Renovation

Project Description

The auditorium at Valley High School was built in 1959 and has had minimal improvements since that time. This project will provide modern interiors and attractive exteriors such as restroom replacement, rigging system and stage floor replacement, Americans with Disabilities Act (ADA) compliance, technology replacement, LED stage lighting, HVAC upgrade, seat replacement, Greenroom renovation, and site work and landscaping improvements. The completed project will provide a modern school and community resource for the performing arts.

Architect:	Baker Nowicki Design Studio
Construction Manager:	Tilden Coil Constructors, Inc.
DSA Status:	Submitted September 1, 2021
Project Status:	Design Development Phase
Measure I Budget:	\$22,429,114
Total Budget:	\$26,000,000

Status Summary


The plans were submitted to DSA in September 2021. The project requires extensive seismic rehabilitation as it exceeds the 50% of the replacement cost threshold of the building. An application is being prepared for submittal to the Office of Public School Construction (OPSC) for seismic mitigation funding to offset some of the additional costs to the project.



Valley High School

1801 S. Greenville St. Santa Ana, CA 92704

Auditorium Renovation





Valley High School

1801 S. Greenville St. Santa Ana, CA 92704

Auditorium Renovation

Summary Status

Description	Budgeted	Committed	Expended
Site Cost	5,000	-	-
Soft Cost	5,059,425	4,175,932	1,805,733
Hard Cost	20,256,804	-	-
Contingency	678,771	-	-
Total	26,000,000	4,175,932	1,805,733
Budgeted Hard Cost 78%			

Budget Status

Initial Amount	26,000,000
Pending Changes	-
Total	26,000,000
Budgeted Contingency 3%	

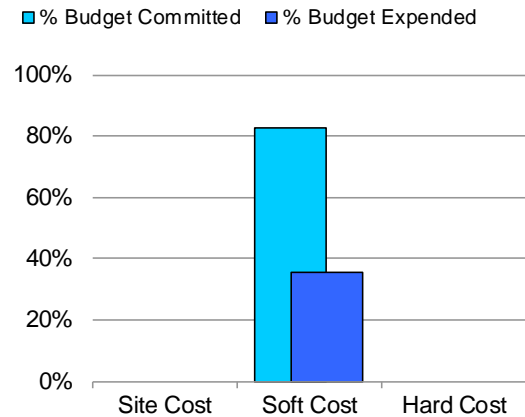
Committed Status

Initial Contracted AMT	4,125,968	
Contract Changes	49,964	1%
Total	4,175,932	
Budget Committed 16%		

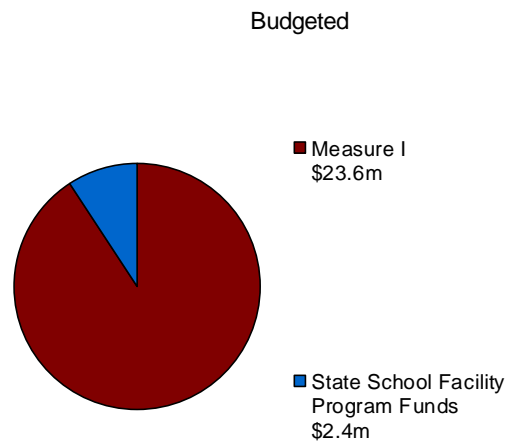
Expenditure Status

Paid	1,635,922
In Process for PMT	169,811
Total	1,805,733
Budget Expended 7%	

Progress



Funding Sources



*Per Board Adoption on October 12, 2021, Measure I funds to be decreased as project augmented with Federal ESSER funds. The information on this page will be updated to reflect this change in the next report.



Jefferson Elementary School

1522 W. Adams St. Santa Ana, CA 92704

Portable to Permanent (P2P) and Multi-Purpose Room (MPR)

Project Description

Jefferson Elementary School was built in 1965 and contains 12 portable classrooms that have been added over the years to address capacity needs. The project vision replaces portables with a permanent 2-story building, improves parking and circulation efficiency, and adds a multipurpose room (MPR) for the school and community use.

Architect:	Morrissey Associates, Inc.
DSA Status:	Increment I Approved; Increment II under Review
Project Status:	Increment I – Complete; Increment II started October 2021.
Measure I Budget:	\$ 23,348,571
Total Budget:	\$ 24,500,000

Status Summary

Construction at Jefferson is separated into two increments. Increment I (parking lot) construction concluded in October 2021 and Increment II (P2P & MPR) construction started in October 2021.



Jefferson Elementary School

1522 W. Adams St. Santa Ana, CA 92704

Portable to Permanent (P2P) and Multi-Purpose Room (MPR)





Jefferson Elementary School

1522 W. Adams St. Santa Ana, CA 92704

Portable to Permanent (P2P) and Multi-Purpose Room (MRP)

Summary Status

Description	Budgeted	Committed	Expended
Site Cost	56,786	-	-
Soft Cost	6,497,285	4,966,432	1,415,717
Hard Cost	16,922,982	973,094	321,984
Contingency	1,022,947	-	-
Total	24,500,000	5,939,526	1,737,701
Budgeted Hard Cost 69%			

Budget Status

Initial Amount	24,500,000
Pending Changes	-
Total	24,500,000
Budgeted Contingency 4%	

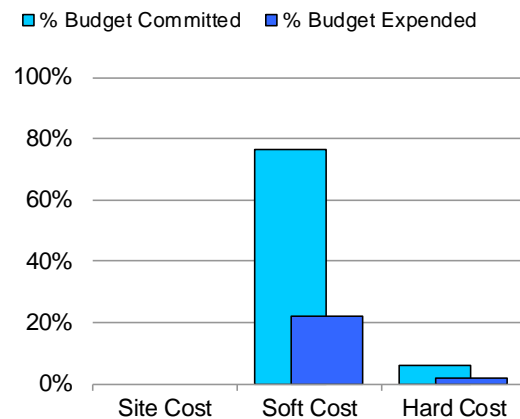
Committed Status

Initial Contracted AMT	6,813,880
Contract Changes	(874,354) -15%
Total	5,939,526
Budget Committed 24%	

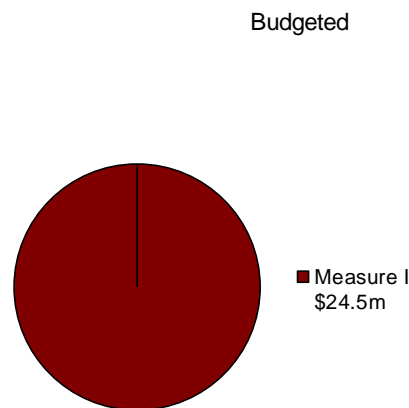
Expenditure Status

Paid	1,703,394
District Held Retentions	16,047
Construction Withholds	18,260
Total	1,737,701
Budget Expended 7%	

Progress



Funding Sources



*Per Board Adoption on October 12, 2021, Measure I funds to be decreased as project augmented with Federal ESSER funds. The information on this page will be updated to reflect this change in the next report.



District Wide

Various Sites

Furniture, Fixtures & Equipment

Project Description

Provide furniture or classroom technology in order to complete the Campus Optimization projects at Roosevelt-Walker Academy and at the Garfield Modernization and Muir Portable to Permanent (P2P) projects.

Project Status:	In Process
Measure I Budget:	\$903,100
Total Budget:	\$903,100

Status Summary

The Principals at Roosevelt-Walker, Garfield, and Muir provided feedback during the planning phase for the Campus Optimization projects. The Board directed staff to use bond funds to pay for the furniture and technology requested.



District Wide

Various Sites

Furniture, Fixtures & Equipment



Garfield Elementary



Roosevelt-Walker Academy



Garfield Elementary



Roosevelt-Walker Academy



Garfield Elementary



District Wide

Various Sites

Furniture, Fixtures & Equipment

Summary Status

Description	Budgeted	Committed	Expended
Site Cost	-	-	-
Soft Cost	721,000	675,760	674,901
Hard Cost	100,000	-	-
Contingency	82,100	-	-
Total	903,100	675,760	674,901
Budgeted Hard Cost 11%			

Budget Status

Initial Amount	903,100
Pending Changes	-
Total	903,100
Budgeted Contingency 9%	

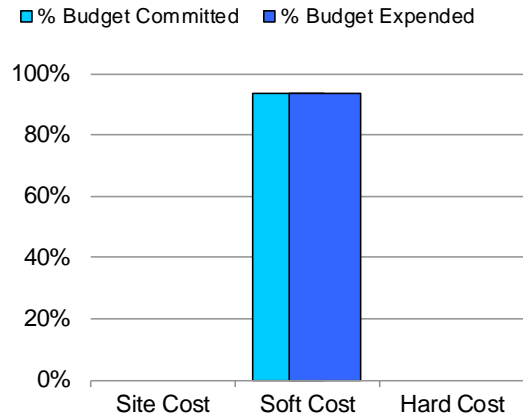
Committed Status

Initial Contracted AMT	675,760
Contract Changes	(0) 0%
Total	675,760
Budget Committed 75%	

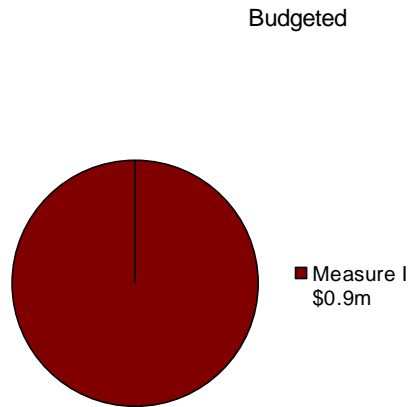
Expenditure Status

Paid	674,901
Total	674,901
Budget Expended 75%	

Progress



Funding Sources





District Wide

Various Sites

Marquee Installations

Phase II

Project Description

Electronic message board installations will be designed and installed at the following sites: Lincoln Elementary, Monte Vista Elementary, Roosevelt-Walker Academy, Wilson Elementary, Lorin Griset Academy, Saddleback and Santa Ana High.

Architect:	Lionakis Architecture
DSA Status:	Submitted September 30, 2021 & October 12, 2021
Project Status:	Planning/Design
Measure I Budget	\$1,000,000
Total Budget:	\$1,000,000

Status Summary

The architect submitted plans to DSA for six schools (Lincoln, Monte Vista, Roosevelt-Walker, Wilson Elementary, Lorin Griset, Santa Ana HS) on September 30, 2021, and on October 12, 2021, for Saddleback HS. Staff is currently waiting for architect to address DSA comments and complete back-check for final approval.



District Wide

Various Sites

Marquee Installations

Phase II

Summary Status

Description	Budgeted	Committed	Expended
Site Cost	-	-	-
Soft Cost	206,315	141,291	59,005
Hard Cost	735,000	-	-
Contingency	58,685	-	-
Total	1,000,000	141,291	59,005

Budgeted Hard Cost 74%

Budget Status

Initial Amount	1,000,000
Pending Changes	-
Total	1,000,000

Budgeted Contingency 6%

Committed Status

Initial Contracted AMT	141,291
Contract Changes	- 0%
Total	141,291

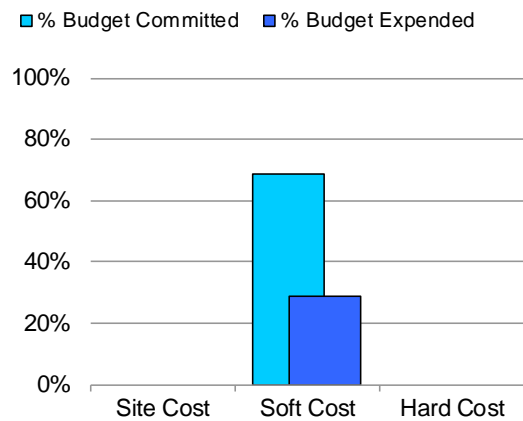
Budget Committed 14%

Expenditure Status

Paid	36,106
In Process for PMT	22,899
Total	59,005

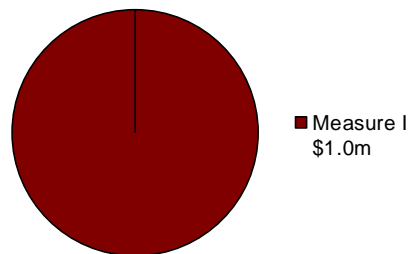
Budget Expended 6%

Progress



Funding Sources

Budgeted





Santa Ana High School

520 W. Walnut St. Santa Ana, CA 92701

Modernization

Project Description

Santa Ana High School was originally built in 1935. The project provides general modernization of the school's facilities, including a new attendance office and secure campus entry, new dance and music classrooms, new ADA accessible restrooms, and a new health office and wellness center.

Architect:	HMC Architects
Construction Manager:	Ledesma & Meyer Construction Co., Inc.
DSA Status:	Approved
Bidding & Award:	Pending State Bond Funds
Measure I Budget	\$4,851,362
Project Budget:	\$21,000,000

Status Summary


The project was State approved in late 2018 and is currently pending State matching funds, which are not anticipated until 2023 at the earliest. Once funds are allocated by the State Allocation Board, the District will begin bidding and preparation for construction.



Santa Ana High School

520 W. Walnut St. Santa Ana, CA 92701

Modernization





Santa Ana High School

520 W. Walnut St. Santa Ana, CA 92701

Modernization

Summary Status

Description	Budgeted	Committed	Expended
Site Cost	-	-	-
Soft Cost	3,969,880	2,140,495	1,573,167
Hard Cost	16,374,458	-	-
Contingency	655,662	-	-
Total	21,000,000	2,140,495	1,573,167

Budgeted Hard Cost 78%

Budget Status

Initial Amount	21,000,000
Pending Changes	-
Total	21,000,000

Budgeted Contingency 3%

Committed Status

Initial Contracted AMT	690,745	
Contract Changes	1,449,750	68%
Total	2,140,495	

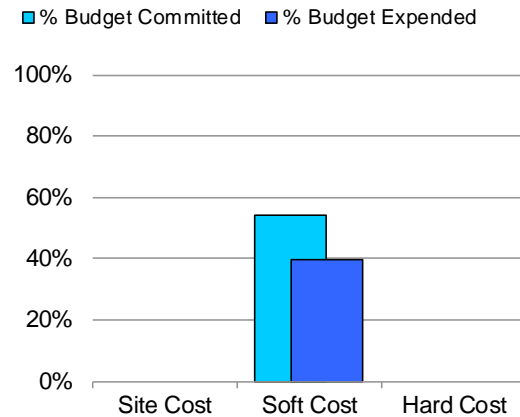
Budget Committed 10%

Expenditure Status

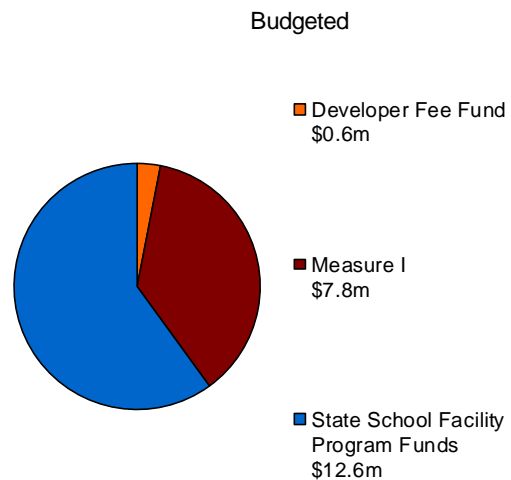
Paid	1,573,167
Total	1,573,167

Budget Expended 7%

Progress



Funding Sources



*Per Board Adoption on October 12, 2021, Measure I funds to be decreased as project augmented with Federal ESSER funds. The information on this page will be updated to reflect this change in the next report.



Chavez High School

2128 S. Cypress Ave., Santa Ana, CA 92707

Modernization

Project Description

Chavez High School was originally built in 1991. The site has 12 classrooms. Modernization will address dated infrastructure and Americans with Disabilities Act (ADA) accessibility.

Architect:	Morrissey Associates, Inc.
DSA Status:	Approved
Project Status:	Pending State Bond Funds
Measure I Budget	\$692,144
Total Budget:	\$2,239,954

Status Summary

The project was State approved in late 2018 and is currently pending State matching funds, which are not anticipated until 2023 at the earliest. Once funds are allocated by the State Allocation Board and architectural plans have been renewed, the District may begin bidding and preparation for construction.



Chavez High School

2128 S. Cypress Ave., Santa Ana, CA 92707

Modernization

	RESTROOM IMPROVEMENTS
	HARDSCAPE IMPROVEMENTS
	LANDSCAPE IMPROVEMENTS

The architectural drawings include:

- EXISTING ELEVATION** and **PROPOSED ELEVATION** of a building section.
- WEST FRONT ELEVATION** and **EAST REAR ELEVATION** of the building.
- OVERALL SITE PLAN** showing building footprint, parking, and improvement areas (blue, orange, green).
- KEY PLAN** showing the site's location within the district.
- GENERAL NOTES** detailing project requirements.
- PROJECT INFORMATION** table with fields for owner, project name, sheet number, and date.
- ARCHITECTS** logo for SVA ARCHITECTS.



Chavez High School

2128 S. Cypress Ave., Santa Ana, CA 92707

Modernization

Summary Status

Description	Budgeted	Committed	Expended
Site Cost	-	-	-
Soft Cost	417,558	209,951	206,721
Hard Cost	1,528,769	-	-
Contingency	293,628	-	-
Total	2,239,954	209,951	206,721

Budgeted Hard Cost 68%

Budget Status

Initial Amount	2,239,954
Pending Changes	-
Total	2,239,954

Budgeted Contingency 13%

Committed Status

Initial Contracted AMT	264,140
Contract Changes	(54,189) -26%
Total	209,951

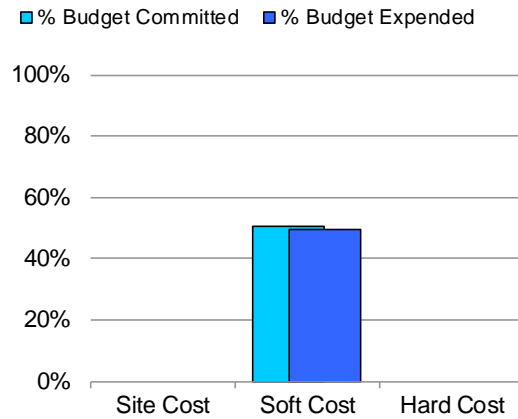
Budget Committed 9%

Expenditure Status

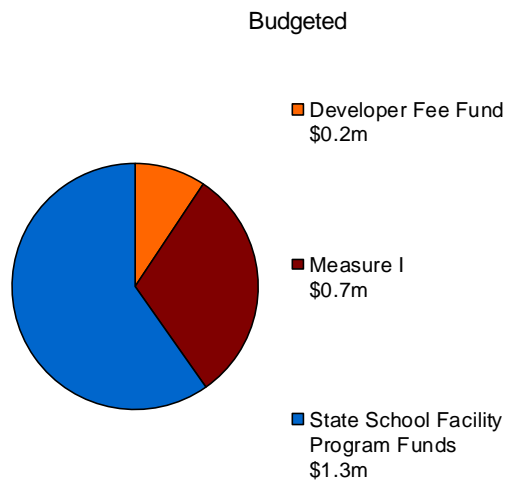
Paid	206,721
Total	206,721

Budget Expended 9%

Progress



Funding Sources





Davis Elementary School

1405 French St. Santa Ana, CA 92701

Modernization

Project Description

Davis Elementary School was originally built in 1957. The site has 33 classrooms. Modernization will address dated infrastructure and Americans with Disabilities Act (ADA) accessibility.

Architect:	Morrissey Associates, Inc.
DSA Status:	Approved
Project Status:	Pending State Bond Funds
Measure I Budget:	\$1,745,343
Total Budget:	\$5,647,960

Status Summary

The project was State approved in late 2018 and is currently pending State matching funds, which are not anticipated until 2023 at the earliest. Once funds are allocated by the State Allocation Board and architectural plans have been renewed, the District may begin bidding and preparation for construction.



Davis Elementary School

1405 French St. Santa Ana, CA 92701

Modernization

	RESTROOM IMPROVEMENTS
	HARDSCAPE IMPROVEMENTS
	LANDSCAPE IMPROVEMENTS





Davis Elementary School

1405 French St. Santa Ana, CA 92701

Modernization

Summary Status

Description	Budgeted	Committed	Expended
Site Cost	-	-	-
Soft Cost	988,819	416,769	416,172
Hard Cost	3,854,733	47,000	47,000
Contingency	804,408	-	-
Total	5,647,960	463,769	463,172

Budgeted Hard Cost 68%

Budget Status

Initial Amount	5,647,960
Pending Changes	-
Total	5,647,960

Budgeted Contingency 14%

Committed Status

Initial Contracted AMT	392,791	
Contract Changes	70,978	15%
Total	463,769	

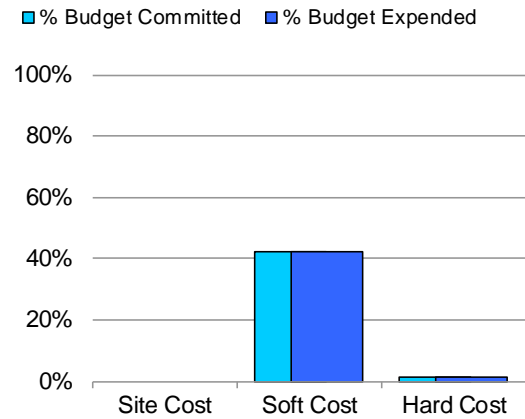
Budget Committed 8%

Expenditure Status

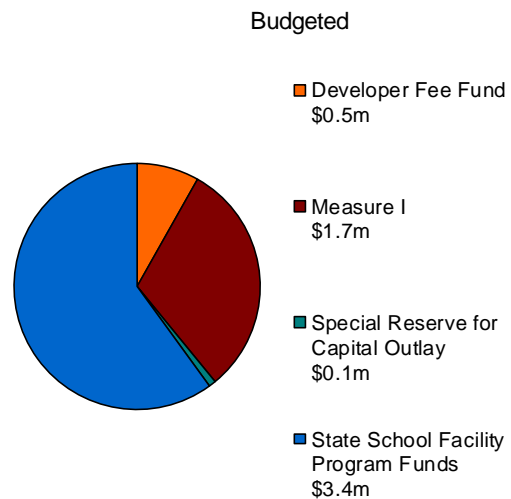
Paid	463,172
Total	463,172

Budget Expended 8%

Progress



Funding Sources





Heninger K-8 School

417 W. Walnut Ave. Santa Ana, CA 92701

Modernization

Project Description

Heninger K-8 School was built in 1992. The site has 41 classrooms. Modernization will address dated infrastructure and ADA accessibility.

Architect:	Morrissey Associates, Inc.
DSA Status:	Approved
Project Status:	Pending State Bond Funds
Measure I Budget:	\$1,997,496
Total Budget:	\$6,266,307

Status Summary

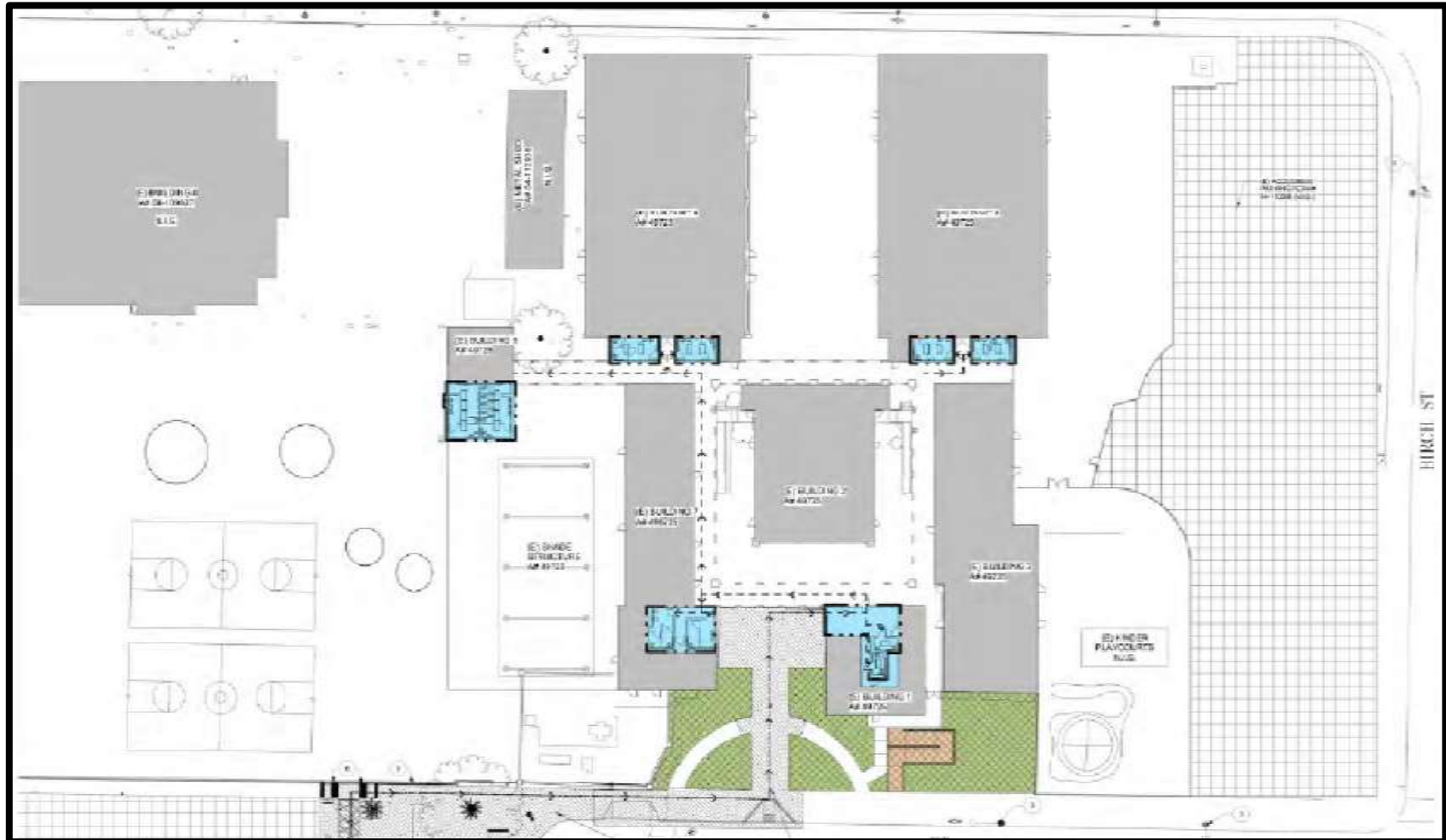
The project was State approved in late 2018 and is currently pending State matching funds, which are not anticipated until 2023 at the earliest. Once funds are allocated by the State Allocation Board and architectural plans have been renewed, the District may begin bidding and preparation for construction.



Heninger K-8 School

417 W. Walnut Ave. Santa Ana, CA 92701

Modernization





Heninger K-8 School

417 W. Walnut Ave. Santa Ana, CA 92701

Modernization

Summary Status

Description	Budgeted	Committed	Expended
Site Cost	-	-	-
Soft Cost	992,923	432,872	431,795
Hard Cost	4,276,755	-	-
Contingency	996,630	-	-
Total	6,266,307	432,872	431,795

Budgeted Hard Cost 68%

Budget Status

Initial Amount	6,266,307
Pending Changes	-
Total	6,266,307

Budgeted Contingency 16%

Committed Status

Initial Contracted AMT	548,815
Contract Changes	(115,943) -27%
Total	432,872

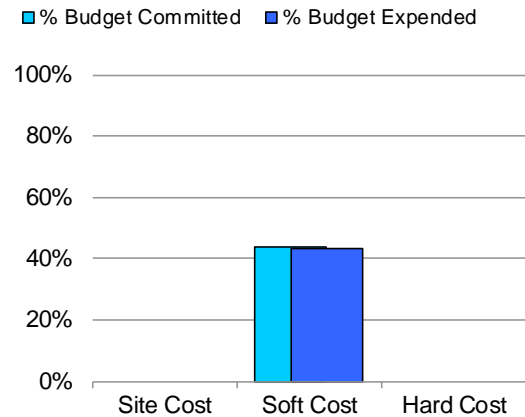
Budget Committed 7%

Expenditure Status

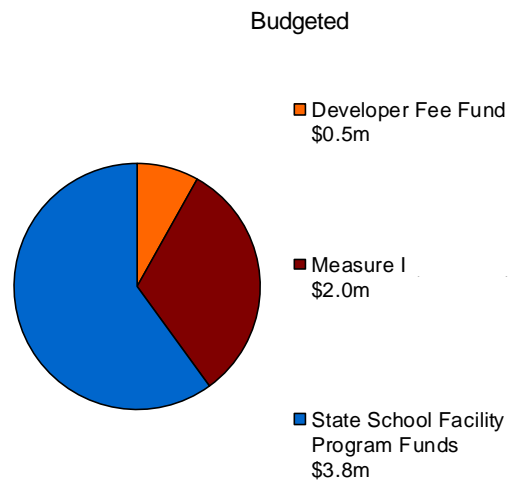
Paid	431,795
Total	431,795

Budget Expended 7%

Progress



Funding Sources





Kennedy Elementary School

1300 E. McFadden Ave. Santa Ana, CA 92705

Modernization

Project Description

Kennedy Elementary School was originally built in 1990. The site has 46 classrooms. Modernization will address dated infrastructure and ADA accessibility.

Architect:	Morrissey Associates, Inc.
DSA Status:	Approved
Project Status:	Pending State Bond Funds
Measure I Budget:	\$1,657,094
Total Budget:	\$5,222,614

Status Summary

The project was State approved in late 2018 and is currently pending State matching funds, which are not anticipated until 2023 at the earliest. Once funds are allocated by the State Allocation Board and architectural plans have been renewed, the District may begin bidding and preparation for construction.



Kennedy Elementary School

1300 E. McFadden Ave. Santa Ana, CA 92705

Modernization



	RESTROOM IMPROVEMENTS
	HARDSCAPE IMPROVEMENTS
	LANDSCAPE IMPROVEMENTS



Kennedy Elementary School

1300 E. McFadden Ave. Santa Ana, CA 92705

Modernization

Summary Status

Description	Budgeted	Committed	Expended
Site Cost	-	-	-
Soft Cost	917,587	374,370	373,293
Hard Cost	3,564,434	-	-
Contingency	740,593	-	-
Total	5,222,614	374,370	373,293

Budgeted Hard Cost 68%

Budget Status

Initial Amount	5,222,614
Pending Changes	-
Total	5,222,614

Budgeted Contingency 14%

Committed Status

Initial Contracted AMT	313,540	
Contract Changes	60,830	16%
Total	374,370	

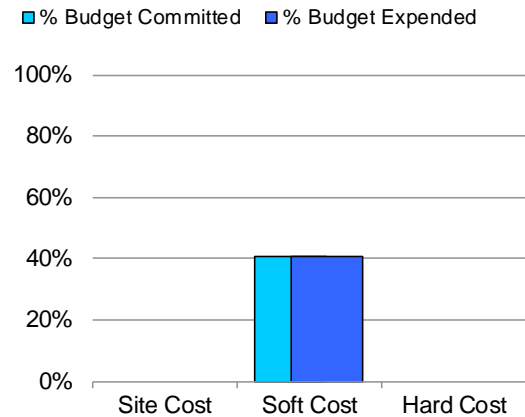
Budget Committed 7%

Expenditure Status

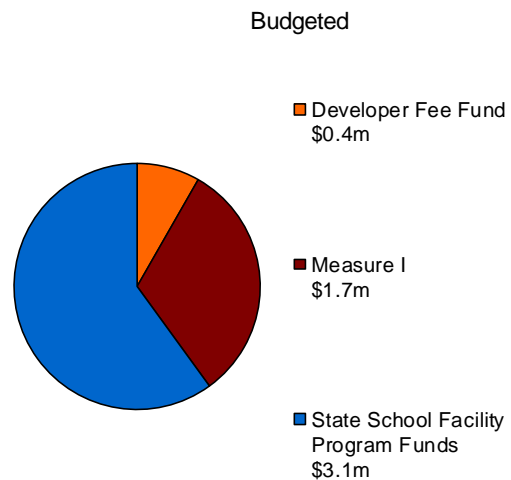
Paid	373,293
Total	373,293

Budget Expended 7%

Progress



Funding Sources





Pio Pico Elementary School

931 W. Highland St. Santa Ana, CA 92705

Modernization

Project Description

Pio Pico Elementary School was originally built in 1991. The site has 22 classrooms. Modernization will address dated infrastructure and ADA accessibility.

Architect:	Morrissey Associates, Inc.
DSA Status:	Approved
Project Status:	Pending State Bond Funds
Measure I Budget:	\$1,910,342
Project Budget:	\$6,012,773

Status Summary

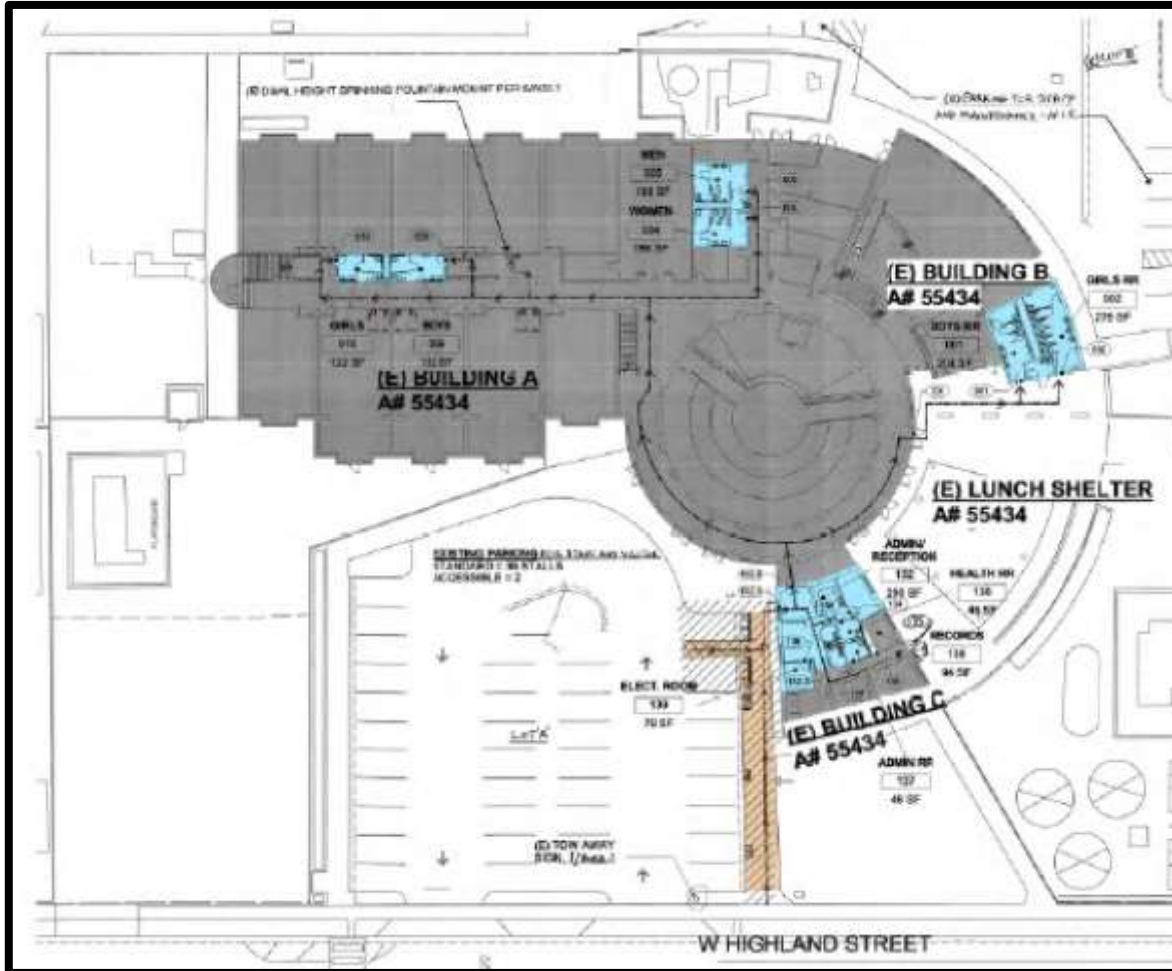
The project was State approved in late 2018 and is currently pending State matching funds, which are not anticipated until 2023 at the earliest. Once funds are allocated by the State Allocation Board and architectural plans have been renewed, the District may begin bidding and preparation for construction.



Pio Pico Elementary School

931 W. Highland St. Santa Ana, CA 92705

Modernization



	RESTROOM IMPROVEMENTS
	HARDSCAPE IMPROVEMENTS



Pio Pico Elementary School

931 W. Highland St. Santa Ana, CA 92705

Modernization

Summary Status

Description	Budgeted	Committed	Expended
Site Cost	-	-	-
Soft Cost	1,054,150	427,655	426,578
Hard Cost	4,103,718	-	-
Contingency	854,905	-	-
Total	6,012,773	427,655	426,578

Budgeted Hard Cost 68%

Budget Status

Initial Amount	6,012,773
Pending Changes	-
Total	6,012,773

Budgeted Contingency 14%

Committed Status

Initial Contracted AMT	352,367	
Contract Changes	75,288	18%
Total	427,655	

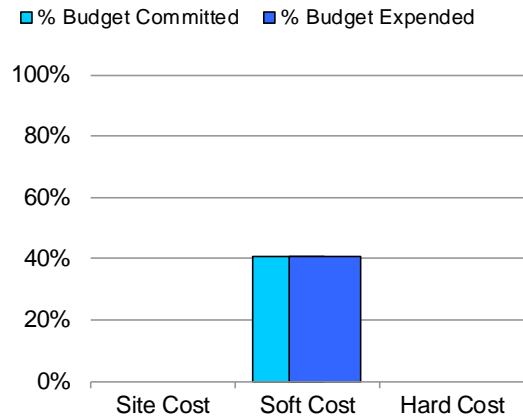
Budget Committed 7%

Expenditure Status

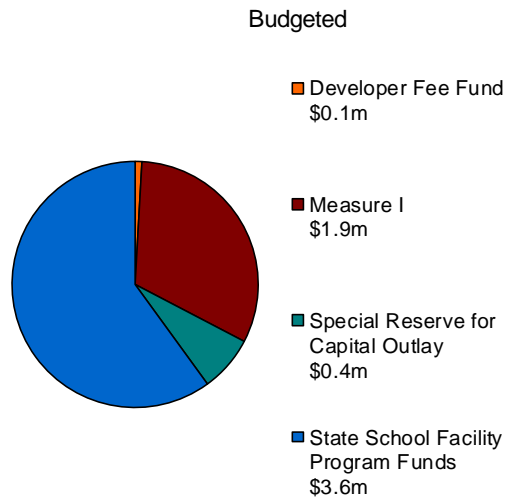
Paid	426,578
Total	426,578

Budget Expended 7%

Progress



Funding Sources





Walker Elementary School

811 E. Bishop Ave. Santa Ana, CA 92707

Modernization

Project Description

Walker Elementary School was originally built in 1993. The site has 23 classrooms. Modernization will address dated infrastructure and Americans with Disabilities Act (ADA) accessibility.

Architect:	Morrissey Associates, Inc.
DSA Status:	Approved
Project Status:	Pending State Bond Funds
Measure I Budget:	\$1,172,190
Total Budget:	\$3,740,956

Status Summary

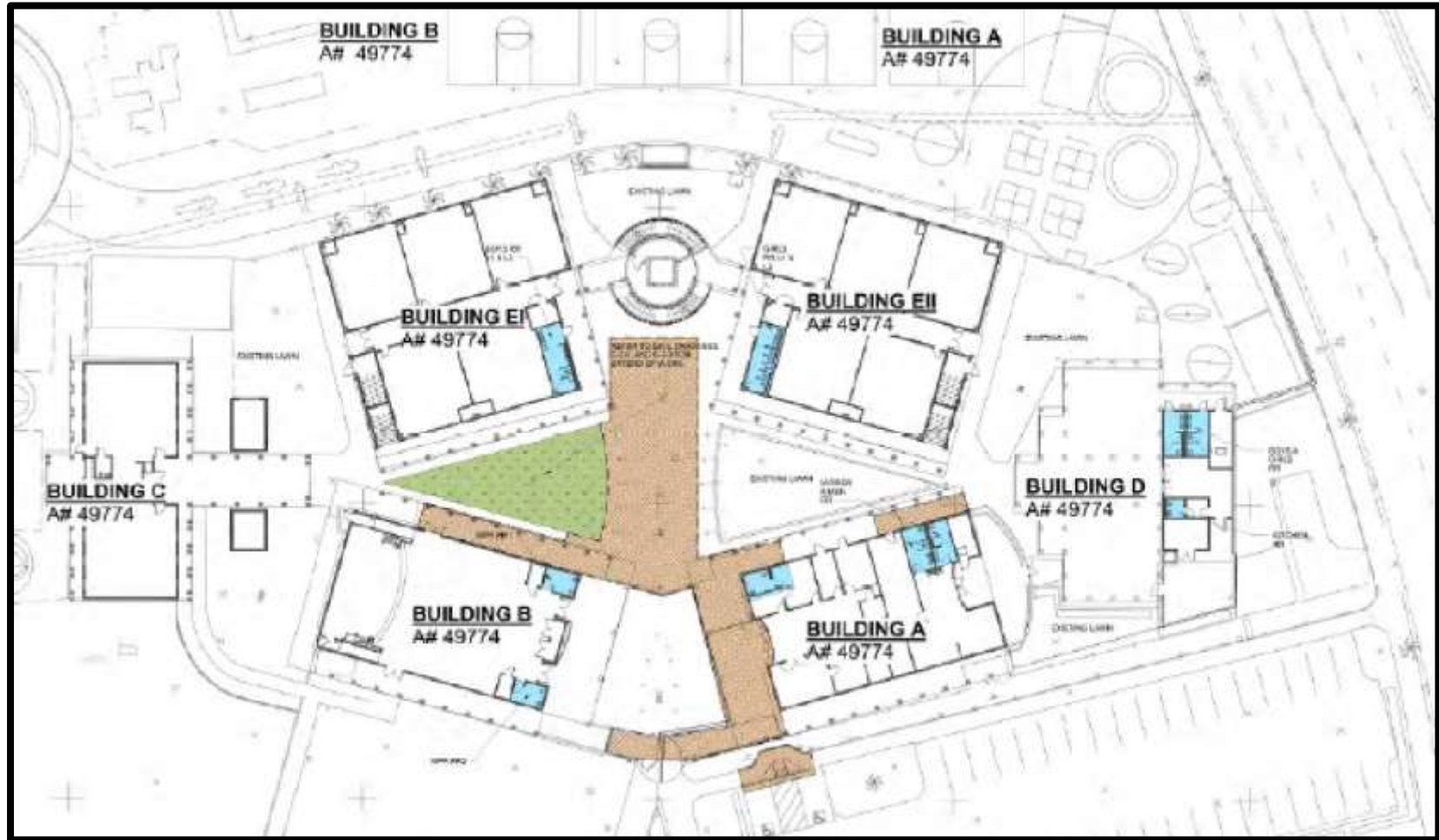
The project was State approved in early 2019 and is currently pending State matching funds, which are not anticipated until 2023 at the earliest. In August 2020, Walker Elementary became the Interim Housing Site for modernization projects and Walker Elementary students were merged with Roosevelt which was renamed Roosevelt-Walker Academy to reflect the merger. In 2021, Walker became a new home for the Advanced Learning Academy. Accordingly, staff will evaluate options to utilize any State funds upon receipt in a way that contributes to the new use of the campus.



Walker Elementary School

811 E. Bishop Ave. Santa Ana, CA 92707

Modernization





Walker Elementary School

811 E. Bishop Ave. Santa Ana, CA 92707

Modernization

Summary Status

Description	Budgeted	Committed	Expended
Site Cost	-	-	-
Soft Cost	508,034	294,277	293,201
Hard Cost	2,998,738	-	-
Contingency	234,184	-	-
Total	3,740,956	294,277	293,201

Budgeted Hard Cost 80%

Budget Status

Initial Amount	3,740,956
Pending Changes	-
Total	3,740,956

Budgeted Contingency 6%

Committed Status

Initial Contracted AMT	344,730
Contract Changes	(50,453) -17%
Total	294,277

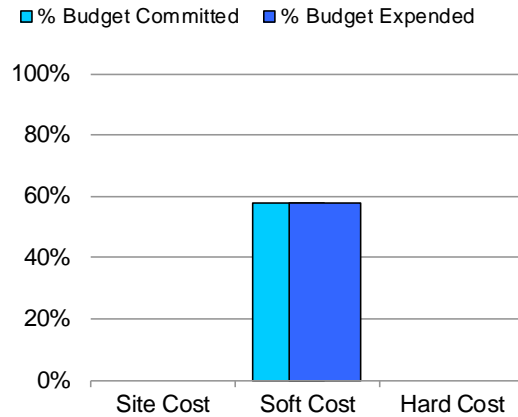
Budget Committed 8%

Expenditure Status

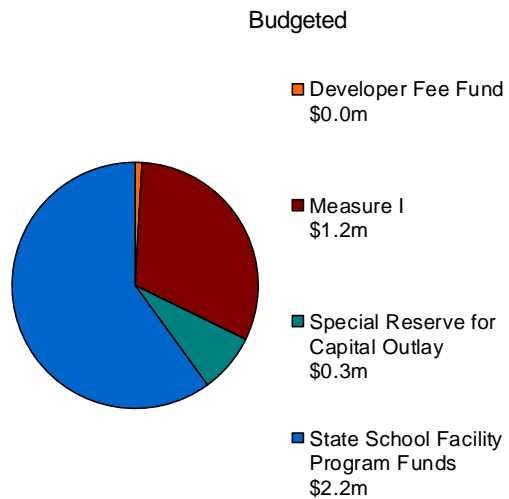
Paid	293,201
Total	293,201

Budget Expended 8%

Progress



Funding Sources





Villa Fundamental Intermediate School

1441 E. Chestnut Ave. Santa Ana, CA 92701

Modernization

Project Description

Villa Fundamental Intermediate School was built in 1998. Modernization will provide new science labs, a new front entry and office, expanded lunch shelter, new HVAC system, Americans with Disabilities Act (ADA) access improvements, and infrastructure upgrades.

Architect:	Baker Nowicki Design Studio
DSA Status:	Approved
Project Status:	Awaiting State Funding
Measure I Budget:	\$5,114,116
Total Budget:	\$16,399,600

Status Summary


The project was State approved in early July 2019. The Board directed staff to accelerate a portion of the project to address safety, through additional drop-off lanes and an expanded parking lot, which were completed in August 2019. An addendum to the plans reflecting these changes has been approved by DSA. Once State matching funds are allocated by the State Allocation Board, the District may begin bidding and preparation for construction of the campus modernization.



Villa Fundamental Intermediate School

1441 E. Chestnut Ave. Santa Ana, CA 92701

Modernization





Villa Fundamental Intermediate School

1441 E. Chestnut Ave. Santa Ana, CA 92701

Modernization

Summary Status

Description	Budgeted	Committed	Expended
Site Cost	-	-	-
Soft Cost	2,709,708	1,449,282	1,097,032
Hard Cost	11,192,727	-	-
Contingency	2,497,165	-	-
Total	16,399,600	1,449,282	1,097,032

Budgeted Hard Cost 68%

Budget Status

Initial Amount	16,399,600
Pending Changes	-
Total	16,399,600

Budgeted Contingency 15%

Committed Status

Initial Contracted AMT	1,030,006	
Contract Changes	419,276	29%
Total	1,449,282	

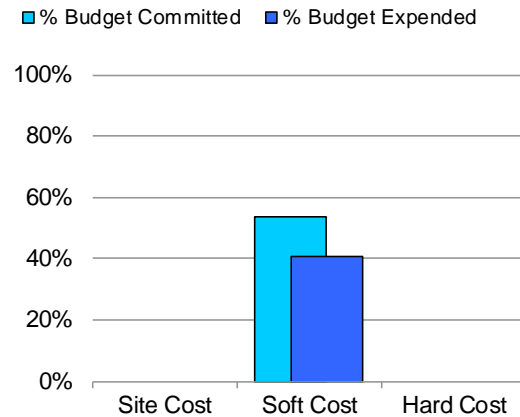
Budget Committed 9%

Expenditure Status

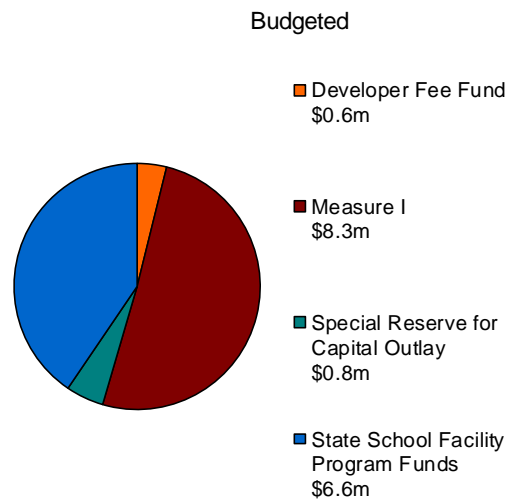
Paid	1,097,032
Total	1,097,032

Budget Expended 7%

Progress



Funding Sources



*Per Board Adoption on October 12, 2021, Measure I funds to be decreased as project augmented with Federal ESSER funds. The information on this page will be updated to reflect this change in the next report.



Godinez Fundamental High School

3002 Centennial Rd. Santa Ana, CA 92704

Aquatic Facility

Project Description

Godinez High School was originally built in 2003 without aquatic facilities equitable to other comprehensive high schools. This project will provide a competition style aquatic center for school and community use.

Architect:	LPA, Inc.
DSA Status:	Pending Submittal
Project Status:	Planning
Measure I Budget:	\$19,000,000
Total Budget:	\$19,000,000

Status Summary

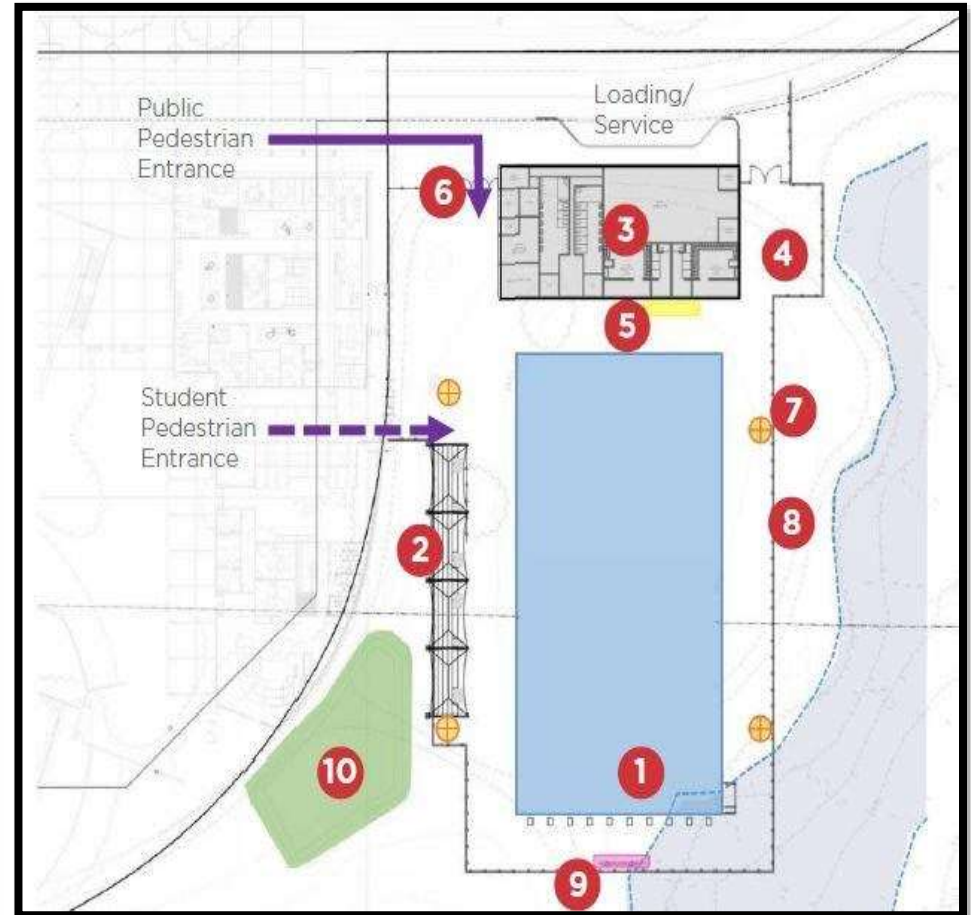
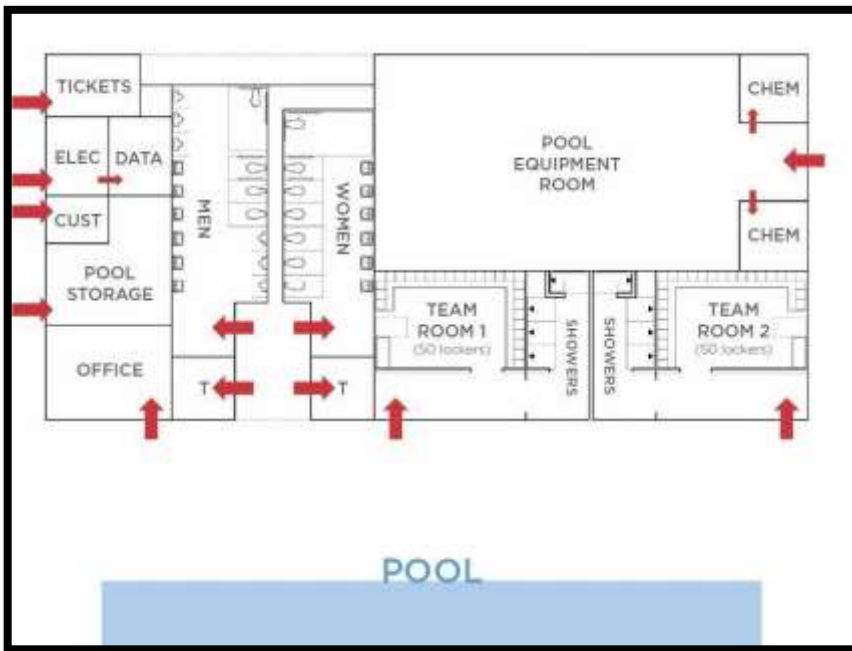
Staff held a Test-Fit meeting on September 7, 2021, with the architect and Godinez administration to review proposed site locations for the project and preliminary building layout options. Site A would require potential joint-use coordination with the City of Santa Ana, and site B would require project collaboration with the Heritage Museum site. Staff have upcoming meetings schedules with stakeholders to determine which location would be most feasible for the District.



Godinez Fundamental High School

3002 Centennial Rd. Santa Ana, CA 92704

Aquatic Facility





Godinez Fundamental High School

3002 Centennial Rd. Santa Ana, CA 92704

Aquatic Facility

Summary Status

Description	Budgeted	Committed	Expended
Site Cost	-	-	-
Soft Cost	1,150,000	1,150,000	27,875
Hard Cost	5,850,000	-	-
Contingency	-	-	-
Total	7,000,000	1,150,000	27,875

Budgeted Hard Cost 84%

Budget Status

Initial Amount	7,000,000
Pending Changes	-
Total	7,000,000

Budgeted Contingency 0%

Committed Status

Initial Contracted AMT	1,150,000
Total	1,150,000

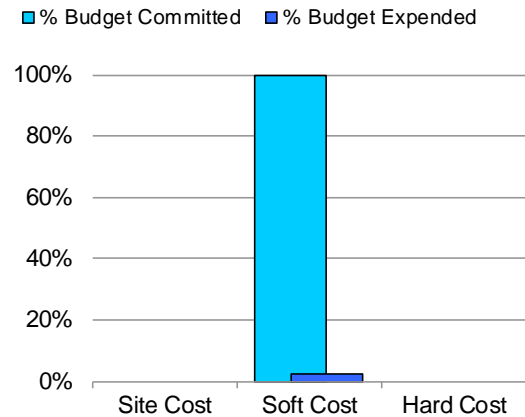
Budget Committed 16%

Expenditure Status

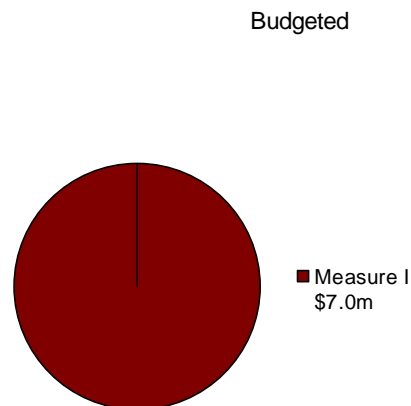
Paid	27,875
Total	27,875

Budget Expended 0%

Progress



Funding Sources



*Per Board Adoption on October 12, 2021, Measure I funds to be decreased as project augmented with Federal ESSER funds. The information on this page will be updated to reflect this change in the next report.



Advanced Learning Academy

Former Hoover Elementary and Former Walker Elementary

408 E. Santa Clara Ave. Santa Ana, CA 92706/811 E Bishop St., Santa Ana, CA 92701

Optimization – Repurposing of Sites

Project Description

Upon the merger of Hoover Elementary with Sierra Intermediate, the prior Hoover campus is to be repurposed to house Advanced Learning Academy (ALA). Funds will be used to retrofit the campus for this purpose. Likewise, upon the merger of Walker and Roosevelt, the prior Walker campus is to be repurposed to house the ALA High School. Funds will also be used to retrofit this campus.

Architect:	Morrissey Associates Inc.
DSA Status:	N/A
Project Status:	1 st Phase Complete
Measure I Budget:	\$2,000,000
Total Budget:	\$2,000,000

Status Summary

Initial Improvements to the former Hoover and Walker campuses were completed in the summer of 2021 prior to the relocation of the Advanced Learning Academy to both sites. A conceptual scope of work has been generated for a second phase of improvement at the former Hoover campus.



Advanced Learning Academy

Former Hoover Elementary and Former Walker Elementary

408 E. Santa Clara Ave. Santa Ana, CA 92706 / 1325 E. 4th St. Santa Ana, CA 92701

Optimization – Repurposing of Sites

Summary Status

Description	Budgeted	Committed	Expended
Site Cost	-	-	-
Soft Cost	358,100	50,643	-
Hard Cost	1,480,000	181,050	180,000
Contingency	161,900	-	-
Total	2,000,000	231,693	180,000

Budgeted Hard Cost 74%

Budget Status

Initial Amount	2,000,000
Pending Changes	-
Total	2,000,000

Budgeted Contingency 8%

Committed Status

Initial Contracted AMT	231,693
Total	231,693

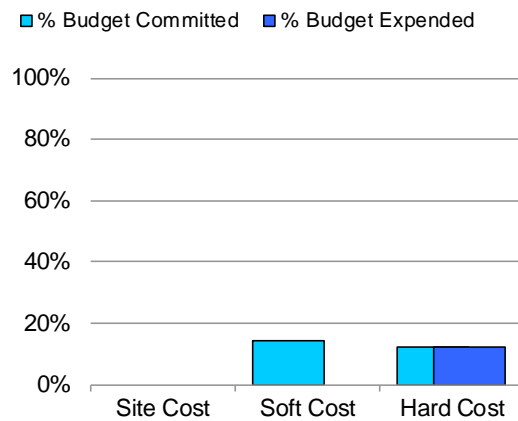
Budget Committed 12%

Expenditure Status

In Process for PMT	180,000
Total	180,000

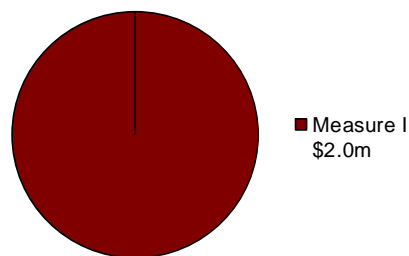
Budget Expended 9%

Progress



Funding Sources

Budgeted





Roosevelt-Walker Academy

501 S. Halladay St. Santa Ana, CA 92701

Optimization – Interior Upgrades

Project Description

Phase I of the District's Optimization Program resulted in the merger of Roosevelt and Walker elementaries into one school. Funds would be used to accelerate improvements long planned for the oldest building to provide improved learning environments by adding doors to all classrooms.

Architect:	LPA, Inc.
DSA Status:	Approved on October 30, 2021
Project Status:	Planning
Measure I Budget:	\$750,000
Total Budget:	\$750,000

Status Summary

The architect submitted the project to the Division of State Architect in July 2021. The architect had a back-check appointment early October and DSA approval on October 30, 2021. Staff will work with the Construction Department to determine a tentative bid schedule.



Roosevelt-Walker Academy

501 S. Halladay St. Santa Ana, CA 92701

Optimization – Interior Upgrades

Summary Status

Description	Budgeted	Committed	Expended
Site Cost	-	-	-
Soft Cost	103,388	85,388	44,093
Hard Cost	600,000	-	-
Contingency	46,612	-	-
Total	750,000	85,388	44,093
Budgeted Hard Cost 80%			

Budget Status

Initial Amount	750,000
Pending Changes	-
Total	750,000
Budgeted Contingency 6%	

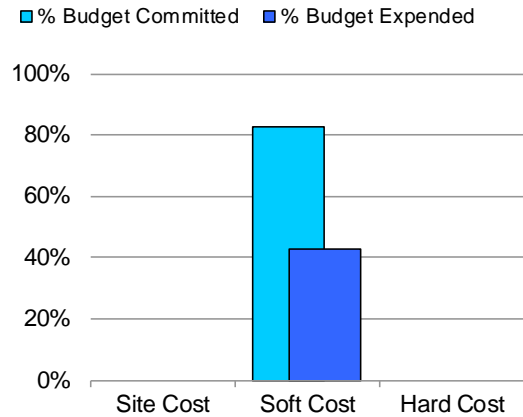
Committed Status

Initial Contracted AMT	80,388	
Contract Changes	5,000	6%
Total	85,388	
Budget Committed 11%		

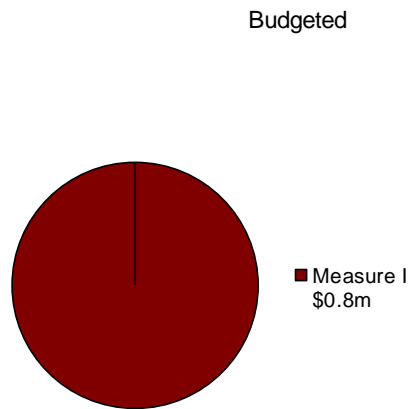
Expenditure Status

Paid	44,093
Total	44,093
Budget Expended 6%	

Progress



Funding Sources





Madison Elementary School

1124 E. Hobart St. Santa Ana, CA 92707

Expansion and Kindergarten Playground Relocation

Project Description

The scope of work is an expansion of the Parking/Drop off along Hobart Street to the west and will connect with the existing parking lot to the east. This will require the complete demolition of the Hardcourts/Kinder Playground located on the western side of the campus. The new Parking Drop Off will connect with the existing parking/drop off to the east and south along S. Standard Avenue and a new Plaza/Entry court will be incorporated east of Building B per the FMP.

Architect:	LPA, Inc.
DSA Status:	Pending Submission
Project Status:	Pending Board Approval
Measure I Budget:	\$2,000,000
Total Budget:	\$2,000,000

Status Summary

The project kicked off in October 2021. Staff is holding bi-weekly meetings with the Principal and architect. DSA submittal is scheduled for May 2021, with a construction start date in the summer of 2022.



Madison Elementary School

1124 E. Hobart St. Santa Ana, CA 92707

Expansion and Kindergarten Playground Relocation

Summary Status

Description	Budgeted	Committed	Expended
Site Cost	-	-	-
Soft Cost	370,600	232,500	-
Hard Cost	1,480,000	-	-
Contingency	149,400	-	-
Total	2,000,000	232,500	-

Budgeted Hard Cost 74%

Budget Status

Initial Amount	2,000,000
Pending Changes	-
Total	2,000,000

Budgeted Contingency 7%

Committed Status

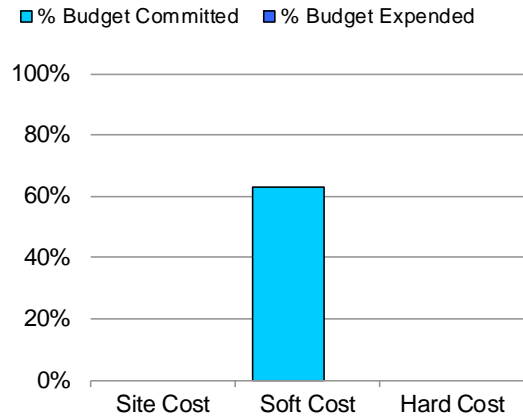
Initial Contracted AMT	232,500
Total	232,500

Budget Committed 12%

Expended Status

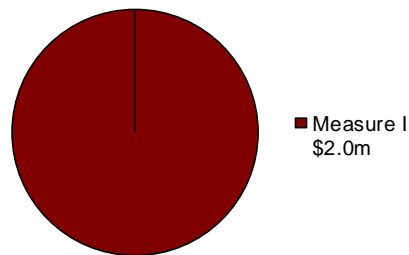
No Expenditures to report.

Progress



Funding Sources

Budgeted





Saddleback High School

2802 S Flower St. Santa Ana, CA 92707

CTE Media Lab

Project Description

The Saddleback High School Media Lab remodeling will deliver an enhanced learning environment for 21st Century technology. The project reimagines the Media Lab and combines a Fly-In Studio and Broadcast Studio to maximize space flexibility and long-term production. The Media Lab will be a state of the art space with design inspiration from YouTube Space.

Architect: Westgroup Designs Inc.
DSA Status: Pending
Project Status: In Process
Measure I Budget: \$1,500,000
Total Budget: \$3,000,000

Status Summary

The District was awarded a CTE matching grant in 2021 for a new Digital Media Lab at Saddleback High School. The project team started bi-weekly meetings in June 2021 with an expected DSA submittal date of November 2021.



Saddleback High School

2802 S Flower St. Santa Ana, CA 92707

CTE Media Lab

Summary Status

Description	Budgeted	Committed	Expended
Site Cost	-	-	-
Soft Cost	739,333	262,500	55,775
Hard Cost	2,260,667	-	-
Contingency	-	-	-
Total	3,000,000	262,500	55,775

Budgeted Hard Cost 75%

Budget Status

Initial Amount	3,000,000
Pending Changes	-
Total	3,000,000

Budgeted Contingency 0%

Committed Status

Initial Contracted AMT	262,500
Contract Changes	- 0%
Total	262,500

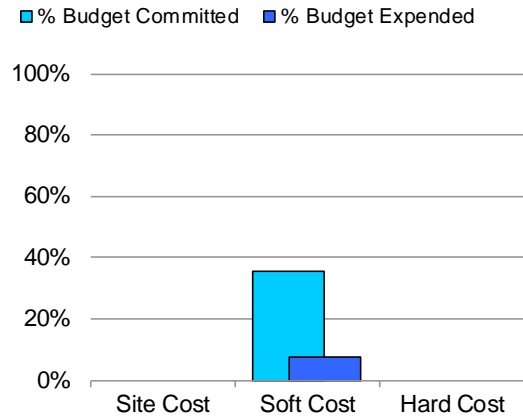
Budget Committed 9%

Expenditure Status

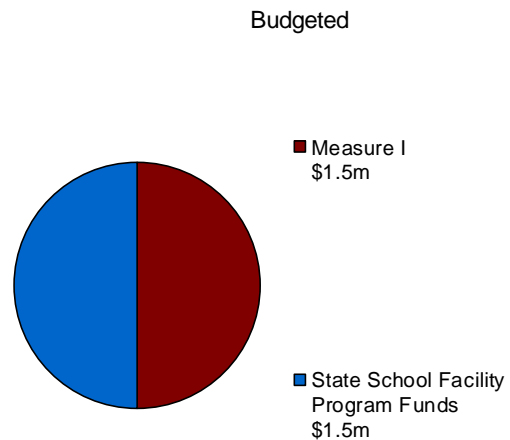
Paid	55,775
Total	55,775

Budget Expended 2%

Progress



Funding Sources





MEASURE I PROGRAM EXECUTIVE SUMMARY

Project	Measure I Budget	Commitments to date	Expenditures to date	Remaining Against Budget	%	Declining Balance
Measure I First Issuance (Series A)						59,503,000
Measure I Second Issuance (Series B)						78,637,607
<i>Estimated Interest Revenue</i>						<i>2,869,466</i>
<i>Estimated State Funding Reimbursement for Carver, Garfield and King MOD</i>						<i>7,224,825</i>
Total Available Fund						148,234,898
● Santa Ana High - CTE Media Arts Lab/Library	2,167,754	2,167,754	2,167,754	-	-	146,067,144
Carver Elementary -P2P	24,543	24,543	24,543	-	-	146,042,601
Muir Fundamental - P2P	43,600	43,600	43,600	-	-	145,999,001
● Carver Elementary - Modernization	6,862,245	6,611,011	6,611,011	251,234	4%	139,136,756
● Garfield Elementary - Modernization	7,669,956	7,196,278	7,123,752	546,204	7%	131,466,800
● King Elementary - Modernization	6,592,852	6,282,136	5,212,225	1,380,627	21%	124,873,948
● Saddleback High - Interim and New Kitchen	7,811,505	6,305,182	5,638,128	2,173,377	28%	117,062,443
● Heninger Elementary - K-8 Music Expansion	2,388,730	2,388,730	2,388,730	-	-	114,673,713
District Wide - Marquee (phase I)	1,000,000	943,286	627,257	372,743	37%	113,673,713
● District Wide - Single Point of Entry/Security (Current)	4,641,115	716,795	424,835	4,216,280	91%	109,032,598
Jackson Elementary - Preschool Lab & Playground	1,881,565	1,599,577	1,599,577	281,988	15%	107,151,033
● Washington Elementary - Modernization	5,677,941	9,111,897	3,385,239	2,292,702	40%	101,473,092
Washington Elementary - Reconstruction (Part 1)	16,658,280	3,712,587	1,400,006	15,258,274	92%	84,814,812
Saddleback High - Sports Center (Part 1)	10,994,090	2,983,358	1,107,982	9,886,108	90%	73,820,722
● Valley High - CTE Automotive	4,500,000	978,979	304,610	4,195,390	93%	69,320,722
● Valley High - CTE Culinary Arts	4,500,000	1,138,294	441,243	4,058,757	90%	64,820,722
Valley High - Auditorium Renovation (Part 1)	10,600,000	4,175,932	1,805,733	8,794,267	83%	54,220,722
Jefferson Elementary - P2P/MPR/Parking (Part 1)	12,500,000	5,939,526	1,737,701	10,762,299	86%	41,720,722
Walker Elementary - Optimization Swing Space	1,788,970	1,668,663	1,641,163	147,807	8%	39,931,752
McFadden Intermediate - Optimization K-8 Conversion & Restroom	8,848,448	8,367,194	7,782,398	1,066,050	12%	31,083,304
Sierra Intermediate - Optimization K8 Conversion & Restroom	7,308,685	6,120,228	5,631,388	1,677,297	23%	23,774,619
Romero-Cruz Academy -Kinder & Playground Expansion	2,344,417	1,934,274	647,090	1,697,327	72%	21,430,202
District Wide - Furniture Fixtures & Equipment	903,100	675,760	674,901	228,199	25%	20,527,102
● Century High - Modernization	6,379,722	13,091,697	4,546,486	1,833,236	29%	14,147,380
● Century High - CTE Grant Match	1,345,256	-	-	1,500,000	100%	12,802,124
District Wide - Marquee (phase II)	1,000,000	141,291	59,005	940,995	94%	11,802,124
● Saddleback High - CTE Media Lab (Pre-construction)	300,000	262,500	55,775	244,225	81%	11,502,124
Godinez Fundamental High - Aquatic Facility (Pre-construction)	700,000	1,150,000	27,875	672,125	96%	10,802,124
Measure I Program Management (18/19 to 20/23)	4,570,000	2,064,010	2,029,792	2,540,208	56%	6,232,124
Measure I Program Reserves (18/19 to 20/23)	◆ 6,000,000	-	-	6,000,000	100%	232,124



MEASURE I PROGRAM EXECUTIVE SUMMARY

Project	Measure I Budget	Commitments to date	Expenditures to date	Remaining Against Budget	%	Declining Balance
Measure I Third Issuance (Series C): \$92,000,000	(92,000,000)					92,232,124
Washington Elementary - Reconstruction (Part 2)	7,000,000	-	-	7,000,000	100%	85,232,124
Saddleback High - Sports Center (Part 2)	7,000,000	-	-	7,000,000	100%	78,232,124
Valley High - Auditorium Renovation (Part 2)	13,000,000	-	-	13,000,000	100%	65,232,124
Jefferson Elementary - P2P/MPR/Parking (Part 2)	12,000,000	-	-	12,000,000	100%	53,232,124
✔ Saddleback High - CTE Media Lab (Construction)	1,200,000	-	-	1,200,000	100%	52,032,124
Roosevelt-Walker Elementary - Measure I Optimization Interior Upgrades	750,000	85,388	44,093	705,907	94%	51,282,124
Hoover ES/4th Street - Measure I Optimization - Repurposing of Sites	2,000,000	231,693	180,000	1,820,000	91%	49,282,124
Madison Elementary - Measure I Parking/Playground Upgrades	2,000,000	232,500	-	2,000,000	100%	47,282,124
✔ District Wide - Measure I Single PE/Security (Future)	8,838,229	-	-	8,838,229	100%	38,443,895
✔ Santa Ana High - Measure I Modernization	7,759,505	-	-	7,759,505	100%	30,684,390
✔ Villa Fundamental - Measure I Modernization	8,307,980	-	-	8,307,980	100%	22,376,410
✔ Chavez High - Measure I Modernization	692,144	43,653	40,423	651,721	94%	21,684,266
✔ Davis Elementary - Measure I Modernization	1,745,343	50,500	49,903	1,695,440	97%	19,938,923
✔ Heninger Elementary - Measure I Modernization	1,997,496	51,000	49,923	1,947,573	98%	17,941,427
✔ Kennedy Elementary - Measure I Modernization	1,657,094	51,000	49,923	1,607,171	97%	16,284,333
✔ Pio Pico Elementary - Measure I Modernization	1,910,342	51,000	49,923	1,860,419	97%	14,373,991
✔ Walker Elementary - Measure I Modernization	1,172,190	51,000	49,923	1,122,267	96%	13,201,801
Godinez Fundamental High - Aquatic Facility (Construction)	6,300,000	-	-	6,300,000	100%	6,901,801
Measure I Program Management (23/24 to 24/25)	2,700,000	-	-	2,700,000	100%	4,201,801
Measure I Program Reserves (23/24 to 24/25)	9,200,000	-	-	9,200,000	100%	(4,998,199)
				-	-	
	245,233,097	98,642,816	65,653,911	179,579,186	73%	

✔ **Original Shovel Ready Projects - Board Approved December 11, 2018**

◆ Program Reserves increased to \$8,000,000 per Board 10/12/21



DETAILED PROGRAM EXPENDITURES

School Name - Project Name	Measure I			Other Funds			Grand Total		
	Budget	Commitments	Expenditures	Budget	Commitments	Expenditures	Budget	Commitments	Expenditures
Carver Elementary - Modernization									
<i>Budget Total</i>	6,862,245	-	-	762,174	-	-	7,624,419	-	-
<i>B - Planning Total</i>	-	8,997	8,997	-	677,043	676,454	-	686,040	685,451
<i>C - Construction Total</i>	-	6,412,114	6,412,114	-	77,781	77,781	-	6,489,895	6,489,895
<i>D - Testing Total</i>	-	2,215	2,215	-	-	-	-	2,215	2,215
<i>E - Inspection Total</i>	-	187,685	187,685	-	-	-	-	187,685	187,685
	6,862,245	6,611,011	6,611,011	762,174	754,824	754,235	7,624,419	7,365,835	7,365,246
Carver Elementary - P2P									
<i>Budget Total</i>	24,543	-	-	11,015,775	-	-	11,040,318	-	-
<i>A - Site Total</i>	-	-	-	-	18,259	18,259	-	18,259	18,259
<i>B - Planning Total</i>	-	18,599	18,599	-	618,027	618,027	-	636,626	636,626
<i>C - Construction Total</i>	-	5,944	5,944	-	9,988,735	9,988,735	-	9,994,679	9,994,679
<i>E - Inspection Total</i>	-	-	-	-	390,754	390,754	-	390,754	390,754
	24,543	24,543	24,543	11,015,775	11,015,775	11,015,775	11,040,318	11,040,318	11,040,318
Century High - Modernization									
<i>Budget Total</i>	6,379,722	-	-	10,914,332	-	-	17,294,054	-	-
<i>B - Planning Total</i>	-	8,557	8,557	-	2,177,544	1,772,414	-	2,186,101	1,780,972
<i>C - Construction Total</i>	-	12,751,486	4,465,391	-	-	-	-	12,751,486	4,465,391
<i>E - Inspection Total</i>	-	331,654	72,538	-	-	-	-	331,654	72,538
<i>F - Furniture & Equipment Total</i>	-	-	-	-	66,582	-	-	66,582	-
	6,379,722	13,091,697	4,546,486	10,914,332	2,244,126	1,772,414	17,294,054	15,335,824	6,318,901
Chavez High - Modernization									
<i>Budget Total</i>	692,144	-	-	1,547,810	-	-	2,239,954	-	-
<i>B - Planning Total</i>	-	43,653	40,423	-	166,298	166,298	-	209,951	206,721
	692,144	43,653	40,423	1,547,810	166,298	166,298	2,239,954	209,951	206,721
Davis Elementary - Modernization									
<i>Budget Total</i>	1,745,343	-	-	3,902,617	-	-	5,647,960	-	-
<i>B - Planning Total</i>	-	50,500	49,903	-	360,845	360,845	-	411,345	410,748
<i>C - Construction Total</i>	-	-	-	-	47,000	47,000	-	47,000	47,000
<i>E - Inspection Total</i>	-	-	-	-	5,424	5,424	-	5,424	5,424
	1,745,343	50,500	49,903	3,902,617	413,269	413,269	5,647,960	463,769	463,172
District Wide - Furniture Fixtures & Equipment									
<i>Budget Total</i>	903,100	-	-	-	-	-	903,100	-	-
<i>B - Planning Total</i>	-	17,180	16,321	-	-	-	-	17,180	16,321
<i>F - Furniture & Equipment Total</i>	-	658,580	658,580	-	-	-	-	658,580	658,580
	903,100	675,760	674,901	-	-	-	903,100	675,760	674,901



DETAILED PROGRAM EXPENDITURE

School Name - Project Name	Measure I			Other Funds			Grand Total		
	Budget	Commitments	Expenditures	Budget	Commitments	Expenditures	Budget	Commitments	Expenditures
District Wide - Marquee (phase I)									
<i>Budget Total</i>	1,000,000	-	-	-	-	-	1,000,000	-	-
<i>B - Planning Total</i>	-	116,664	111,882	-	-	-	-	116,664	111,882
<i>C - Construction Total</i>	-	776,392	493,073	-	-	-	-	776,392	493,073
<i>E - Inspection Total</i>	-	50,230	22,302	-	-	-	-	50,230	22,302
	1,000,000	943,286	627,257	-	-	-	1,000,000	943,286	627,257
District Wide - Marquee (phase II)									
<i>Budget Total</i>	1,000,000	-	-	-	-	-	1,000,000	-	-
<i>B - Planning Total</i>	-	141,291	59,005	-	-	-	-	141,291	59,005
	1,000,000	141,291	59,005	-	-	-	1,000,000	141,291	59,005
District Wide - Measure I Single PE/Security (Current)									
<i>Budget Total</i>	4,641,115	-	-	378,000	-	-	5,019,115	-	-
<i>B - Planning Total</i>	-	253,543	157,380	-	378,000	363,052	-	631,543	520,431
<i>C - Construction Total</i>	-	422,742	226,944	-	-	-	-	422,742	226,944
<i>F - Furniture & Equipment Total</i>	-	40,511	40,511	-	-	-	-	40,511	40,511
	4,641,115	716,795	424,835	378,000	378,000	363,052	5,019,115	1,094,795	787,886
District Wide - Single Point of Entry/Security (Future)									
<i>Budget Total</i>	8,838,229	-	-	-	-	-	8,838,229	-	-
	8,838,229	-	-	-	-	-	8,838,229	-	-
Garfield Elementary - Modernization									
<i>Budget Total</i>	7,669,956	-	-	577,513	-	-	8,247,469	-	-
<i>B - Planning Total</i>	-	52,468	46,494	-	577,513	576,937	-	629,981	623,431
<i>C - Construction Total</i>	-	6,941,137	6,886,130	-	-	-	-	6,941,137	6,886,130
<i>E - Inspection Total</i>	-	202,673	191,128	-	-	-	-	202,673	191,128
	7,669,956	7,196,278	7,123,752	577,513	577,513	576,937	8,247,469	7,773,791	7,700,690
Godinez Fundamental High - Aquatic Facility									
<i>Budget Total</i>	7,000,000	-	-	-	-	-	7,000,000	-	-
<i>B - Planning Total</i>	-	1,150,000	27,875	-	-	-	-	1,150,000	27,875
	7,000,000	1,150,000	27,875	-	-	-	7,000,000	1,150,000	27,875
Heninger Elementary - K-8 Music Expansion									
<i>Budget Total</i>	2,388,730	-	-	273,574	-	-	2,662,304	-	-
<i>B - Planning Total</i>	-	15,692	15,692	-	273,574	273,574	-	289,266	289,266
<i>C - Construction Total</i>	-	2,199,271	2,199,271	-	-	-	-	2,199,271	2,199,271
<i>E - Inspection Total</i>	-	126,665	126,665	-	-	-	-	126,665	126,665
<i>F - Furniture & Equipment Total</i>	-	47,102	47,102	-	-	-	-	47,102	47,102
	2,388,730	2,388,730	2,388,730	273,574	273,574	273,574	2,662,304	2,662,304	2,662,304



DETAILED PROGRAM EXPENDITURES

School Name - Project Name	Measure I			Other Funds			Grand Total		
	Budget	Commitments	Expenditures	Budget	Commitments	Expenditures	Budget	Commitments	Expenditures
Heninger Elementary - Modernization									
Budget Total	1,997,496	-	-	4,268,811	-	-	6,266,307	-	-
B - Planning Total	-	51,000	49,923	-	381,872	381,872	-	432,872	431,795
	1,997,496	51,000	49,923	4,268,811	381,872	381,872	6,266,307	432,872	431,795
Hoover ES/4th Street - Optimization - Repurposing of Sites									
Budget Total	2,000,000	-	-	-	-	-	2,000,000	-	-
B - Planning Total	-	50,643	-	-	-	-	-	50,643	-
C - Construction Total	-	181,050	180,000	-	-	-	-	181,050	180,000
	2,000,000	231,693	180,000	-	-	-	2,000,000	231,693	180,000
Jackson Elementary - Preschool Lab & Playground									
Budget Total	1,881,565	-	-	-	-	-	1,881,565	-	-
B - Planning Total	-	188,729	188,729	-	-	-	-	188,729	188,729
C - Construction Total	-	1,400,187	1,400,187	-	-	-	-	1,400,187	1,400,187
E - Inspection Total	-	10,661	10,661	-	-	-	-	10,661	10,661
	1,881,565	1,599,577	1,599,577	-	-	-	1,881,565	1,599,577	1,599,577
Jefferson Elementary - P2P/MPR/Parking									
Budget Total	24,500,000	-	-	-	-	-	24,500,000	-	-
B - Planning Total	-	1,342,662	1,086,800	-	-	-	-	1,342,662	1,086,800
C - Construction Total	-	4,159,286	630,363	-	-	-	-	4,159,286	630,363
D - Testing Total	-	106,554	8,026	-	-	-	-	106,554	8,026
E - Inspection Total	-	331,024	12,512	-	-	-	-	331,024	12,512
	24,500,000	5,939,526	1,737,701	-	-	-	24,500,000	5,939,526	1,737,701
Kennedy Elementary - Modernization									
Budget Total	1,657,094	-	-	3,565,520	-	-	5,222,614	-	-
B - Planning Total	-	51,000	49,923	-	323,370	323,370	-	374,370	373,293
	1,657,094	51,000	49,923	3,565,520	323,370	323,370	5,222,614	374,370	373,293
King Elementary - Modernization									
Budget Total	6,592,852	-	-	2,596,010	-	-	9,188,862	-	-
B - Planning Total	-	94,016	34,781	-	596,010	589,827	-	690,026	624,608
C - Construction Total	-	6,058,527	5,050,908	-	1,060,680	963,083	-	7,119,207	6,013,991
E - Inspection Total	-	129,592	126,537	-	-	-	-	129,592	126,537
	6,592,852	6,282,136	5,212,225	2,596,010	1,656,690	1,552,910	9,188,862	7,938,825	6,765,135
Madison Elementary - Parking/Playground Upgrades									
Budget Total	2,000,000	-	-	-	-	-	2,000,000	-	-
B - Planning Total	-	232,500	-	-	-	-	-	232,500	-
	2,000,000	232,500	-	-	-	-	2,000,000	232,500	-



DETAILED PROGRAM EXPENDITURES

School Name - Project Name	Measure I			Other Funds			Grand Total		
	Budget	Commitments	Expenditures	Budget	Commitments	Expenditures	Budget	Commitments	Expenditures
McFadden Intermediate - Optimization K-8 Conversion & Restroom									
Budget Total	8,848,448	-	-	-	-	-	8,848,448	-	-
B - Planning Total	-	273,116	267,971	-	-	-	-	273,116	267,971
C - Construction Total	-	7,934,499	7,370,470	-	-	-	-	7,934,499	7,370,470
D - Testing Total	-	6,390	6,390	-	-	-	-	6,390	6,390
E - Inspection Total	-	153,189	137,567	-	-	-	-	153,189	137,567
	8,848,448	8,367,194	7,782,398	-	-	-	8,848,448	8,367,194	7,782,398
Muir Fundamental - P2P									
Budget Total	43,600	-	-	19,733,044	-	-	19,776,644	-	-
B - Planning Total	-	43,600	43,600	-	1,104,007	1,104,007	-	1,147,607	1,147,607
C - Construction Total	-	-	-	-	18,270,848	18,258,661	-	18,270,848	18,258,661
D - Testing Total	-	-	-	-	148,599	148,599	-	148,599	148,599
E - Inspection Total	-	-	-	-	184,499	184,499	-	184,499	184,499
	43,600	43,600	43,600	19,733,044	19,707,953	19,695,765	19,776,644	19,751,553	19,739,365
Pio Pico Elementary - Modernization									
Budget Total	1,910,342	-	-	4,102,431	-	-	6,012,773	-	-
B - Planning Total	-	51,000	49,923	-	376,655	376,655	-	427,655	426,578
	1,910,342	51,000	49,923	4,102,431	376,655	376,655	6,012,773	427,655	426,578
Romero-Cruz Academy - Kinder & Playground Expansion									
Budget Total	2,344,417	-	-	-	-	-	2,344,417	-	-
B - Planning Total	-	229,920	202,557	-	-	-	-	229,920	202,557
C - Construction Total	-	1,611,660	399,033	-	-	-	-	1,611,660	399,033
E - Inspection Total	-	92,694	45,500	-	-	-	-	92,694	45,500
	2,344,417	1,934,274	647,090	-	-	-	2,344,417	1,934,274	647,090
Roosevelt-Walker Elementary - Optimization Interior Upgrades									
Budget Total	750,000	-	-	-	-	-	750,000	-	-
B - Planning Total	-	85,388	44,093	-	-	-	-	85,388	44,093
	750,000	85,388	44,093	-	-	-	750,000	85,388	44,093
Saddleback High - CTE Media Lab									
Budget Total	1,500,000	-	-	1,500,000	-	-	3,000,000	-	-
B - Planning Total	-	262,500	55,775	-	-	-	-	262,500	55,775
	1,500,000	262,500	55,775	1,500,000	-	-	3,000,000	262,500	55,775
Saddleback High - Interim and New Kitchen									
Budget Total	7,811,505	-	-	5,200,000	-	-	13,011,505	-	-
B - Planning Total	-	260,418	260,418	-	754,318	743,864	-	1,014,736	1,004,282
C - Construction Total	-	5,728,449	5,125,146	-	4,838,464	4,878,927	-	10,566,913	10,004,073
D - Testing Total	-	8,225	8,225	-	5,855	5,855	-	14,080	14,080
E - Inspection Total	-	175,327	111,577	-	307,550	304,289	-	482,877	415,866
F - Furniture & Equipment Total	-	132,763	132,763	-	559,206	559,206	-	691,968	691,968



DETAILED PROGRAM EXPENDITURES

School Name - Project Name	Measure I			Other Funds			Grand Total		
	Budget	Commitments	Expenditures	Budget	Commitments	Expenditures	Budget	Commitments	Expenditures
	7,811,505	6,305,182	5,638,128	5,200,000	6,465,392	6,492,140	13,011,505	12,770,574	12,130,269
Saddleback High - Sports Center									
Budget Total	17,994,090	-	-	1,000,000	-	-	18,994,090	-	-
B - Planning Total	-	1,634,399	1,024,490	-	-	-	-	1,634,399	1,024,490
C - Construction Total	-	1,348,959	83,492	-	-	-	-	1,348,959	83,492
	17,994,090	2,983,358	1,107,982	1,000,000	-	-	18,994,090	2,983,358	1,107,982
Santa Ana High - CTE Media Arts Lab/Library									
Budget Total	2,167,754	-	-	3,105,615	-	-	5,273,368	-	-
B - Planning Total	-	2,878	2,878	-	499,339	499,339	-	502,217	502,217
C - Construction Total	-	2,164,876	2,164,876	-	2,466,973	2,466,973	-	4,631,849	4,631,849
D - Testing Total	-	-	-	-	3,702	3,702	-	3,702	3,702
E - Inspection Total	-	-	-	-	135,600	135,600	-	135,600	135,600
	2,167,754	2,167,754	2,167,754	3,105,615	3,105,614	3,105,614	5,273,368	5,273,368	5,273,368
Santa Ana High - Modernization									
Budget Total	7,759,505	-	-	13,240,495	-	-	21,000,000	-	-
B - Planning Total	-	-	-	-	2,140,495	1,573,167	-	2,140,495	1,573,167
	7,759,505	-	-	13,240,495	2,140,495	1,573,167	21,000,000	2,140,495	1,573,167
Sierra Intermediate - Optimization K8 Conversion & Restroom									
Budget Total	7,308,685	-	-	-	-	-	7,308,685	-	-
B - Planning Total	-	238,519	234,156	-	-	-	-	238,519	234,156
C - Construction Total	-	5,743,465	5,266,907	-	-	-	-	5,743,465	5,266,907
D - Testing Total	-	1,635	1,635	-	-	-	-	1,635	1,635
E - Inspection Total	-	136,610	128,691	-	-	-	-	136,610	128,691
	7,308,685	6,120,228	5,631,388	-	-	-	7,308,685	6,120,228	5,631,388
Valley High - Auditorium Renovation									
Budget Total	23,600,000	-	-	2,400,000	-	-	26,000,000	-	-
B - Planning Total	-	2,260,392	1,596,105	-	-	-	-	2,260,392	1,596,105
C - Construction Total	-	1,915,540	209,629	-	-	-	-	1,915,540	209,629
	23,600,000	4,175,932	1,805,733	2,400,000	-	-	26,000,000	4,175,932	1,805,733
Valley High - Measure I CTE Automotive									
Budget Total	4,500,000	-	-	3,333,203	-	-	7,833,203	-	-
B - Planning Total	-	417,185	234,072	-	335,640	335,640	-	752,825	569,712
C - Construction Total	-	561,795	70,538	-	-	-	-	561,795	70,538
	4,500,000	978,979	304,610	3,333,203	335,640	335,640	7,833,203	1,314,619	640,250
Valley High - Measure I CTE Culinary Arts									
Budget Total	4,500,000	-	-	3,292,510	-	-	7,792,510	-	-
B - Planning Total	-	576,500	370,705	-	292,510	292,510	-	869,010	663,216
C - Construction Total	-	561,795	70,538	-	-	-	-	561,795	70,538
	4,500,000	1,138,294	441,243	3,292,510	292,510	292,510	7,792,510	1,430,805	733,753



DETAILED PROGRAM EXPENDITURES

School Name - Project Name	Measure I			Other Funds			Grand Total		
	Budget	Commitments	Expenditures	Budget	Commitments	Expenditures	Budget	Commitments	Expenditures
Villa Fundamental - Modernization									
Budget Total	8,307,980	-	-	8,091,620	-	-	16,399,600	-	-
B - Planning Total	-	-	-	-	1,449,282	1,097,032	-	1,449,282	1,097,032
	8,307,980	-	-	8,091,620	1,449,282	1,097,032	16,399,600	1,449,282	1,097,032
Walker Elementary - Modernization									
Budget Total	1,172,190	-	-	2,568,766	-	-	3,740,956	-	-
B - Planning Total	-	51,000	49,923	-	243,277	243,277	-	294,277	293,201
	1,172,190	51,000	49,923	2,568,766	243,277	243,277	3,740,956	294,277	293,201
Walker Elementary - Optimization Swing Space									
Budget Total	1,788,970	-	-	247,505	-	-	2,036,475	-	-
B - Planning Total	-	101,422	101,422	-	-	-	-	101,422	101,422
C - Construction Total	-	1,534,935	1,507,435	-	247,505	247,505	-	1,782,440	1,754,940
E - Inspection Total	-	32,306	32,306	-	-	-	-	32,306	32,306
	1,788,970	1,668,663	1,641,163	247,505	247,505	247,505	2,036,475	1,916,167	1,888,667
Washington Elementary - Modernization									
Budget Total	5,677,941	-	-	5,248,894	-	-	10,926,835	-	-
B - Planning Total	-	8,413	8,413	-	1,012,893	963,313	-	1,021,305	971,726
C - Construction Total	-	8,885,082	3,295,880	-	-	-	-	8,885,082	3,295,880
D - Testing Total	-	76,403	19,946	-	-	-	-	76,403	19,946
E - Inspection Total	-	142,000	61,000	-	-	-	-	142,000	61,000
	5,677,941	9,111,897	3,385,239	5,248,894	1,012,893	963,313	10,926,835	10,124,789	4,348,552
Washington Elementary - Reconstruction									
Budget Total	23,658,280	-	-	-	-	-	23,658,280	-	-
B - Planning Total	-	1,732,843	1,275,335	-	-	-	-	1,732,843	1,275,335
C - Construction Total	-	1,979,744	124,671	-	-	-	-	1,979,744	124,671
	23,658,280	3,712,587	1,400,006	-	-	-	23,658,280	3,712,587	1,400,006
Measure I Program Management and Reserves									
Budget Total	23,815,256	-	-	-	-	-	23,815,256	-	-
B - Planning Total	-	2,064,010	2,029,792	-	-	-	-	2,064,010	2,029,792
	23,815,256	2,064,010	2,029,792	-	-	-	23,815,256	2,064,010	2,029,792
Sub Totals	245,233,097	98,642,816	65,653,911	112,866,218	53,562,526	52,016,323	358,099,315	152,205,342	117,670,234
Estimated State Funding: Carver, Garfield & King MOD	(7,224,825)	-	-	7,224,825	-	-	-	-	-
TOTAL	238,008,272	98,642,816	65,653,911	120,091,043	53,562,526	52,016,323	358,099,315	152,205,342	117,670,234